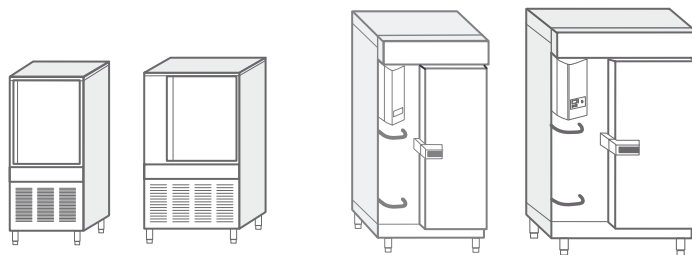


012 · 122 · C02 · C40



IT

ABBATTITORI RAPIDI
per gastronomia, pasticceria, gelateria

GB

BLAST CHILLER FREEZERS
for gastronomy, pastry, ice-cream

DE

SCHNELLABKÜHLER SCHOCKFR.
für Gastronomy, Gebäck, Speiseeis

FR

CELLULES REFROIDISSEMENT
pour gastronomie, pâtisserie, glacerie

ES



ABATIDORES
para gastronomia, pasteleria, heladeria

PT

EXPLUDA FREEZER
para o gastronomia, pastelaria, geleira


GR

ΤΣΙΛΙ ΦΥΣΗΜΑΤΟΣ
για τη γαστρονομία, ζύμη, παγωτό




ESC0307NZ

G1S



IS



CRSS - ST

CRS S

CRI

CK




MAS1




MAS2





G1T




G2T



CRST - ST

CRS T

CRI



G5



CK

MAS3



MAS4




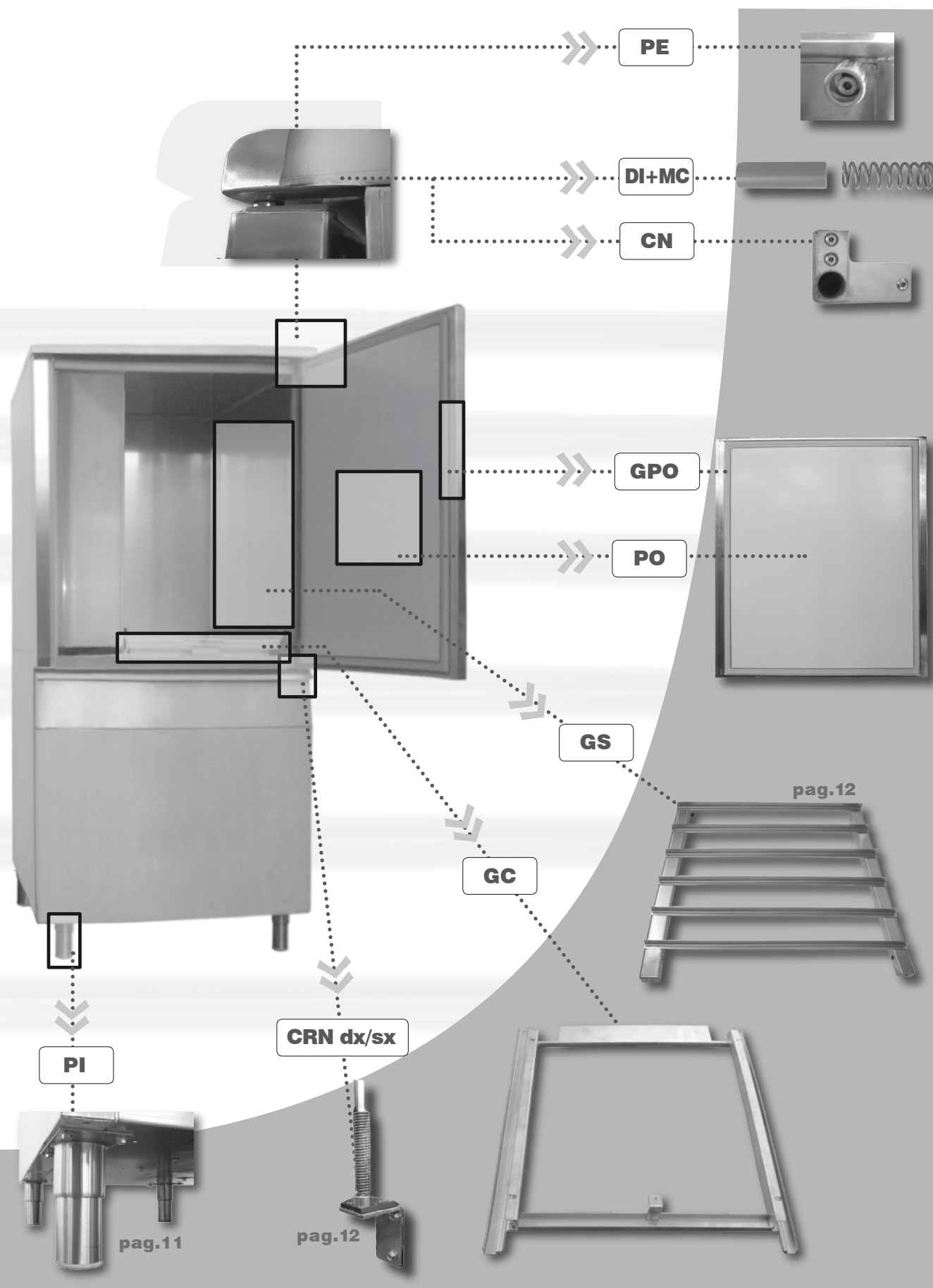
MAS5

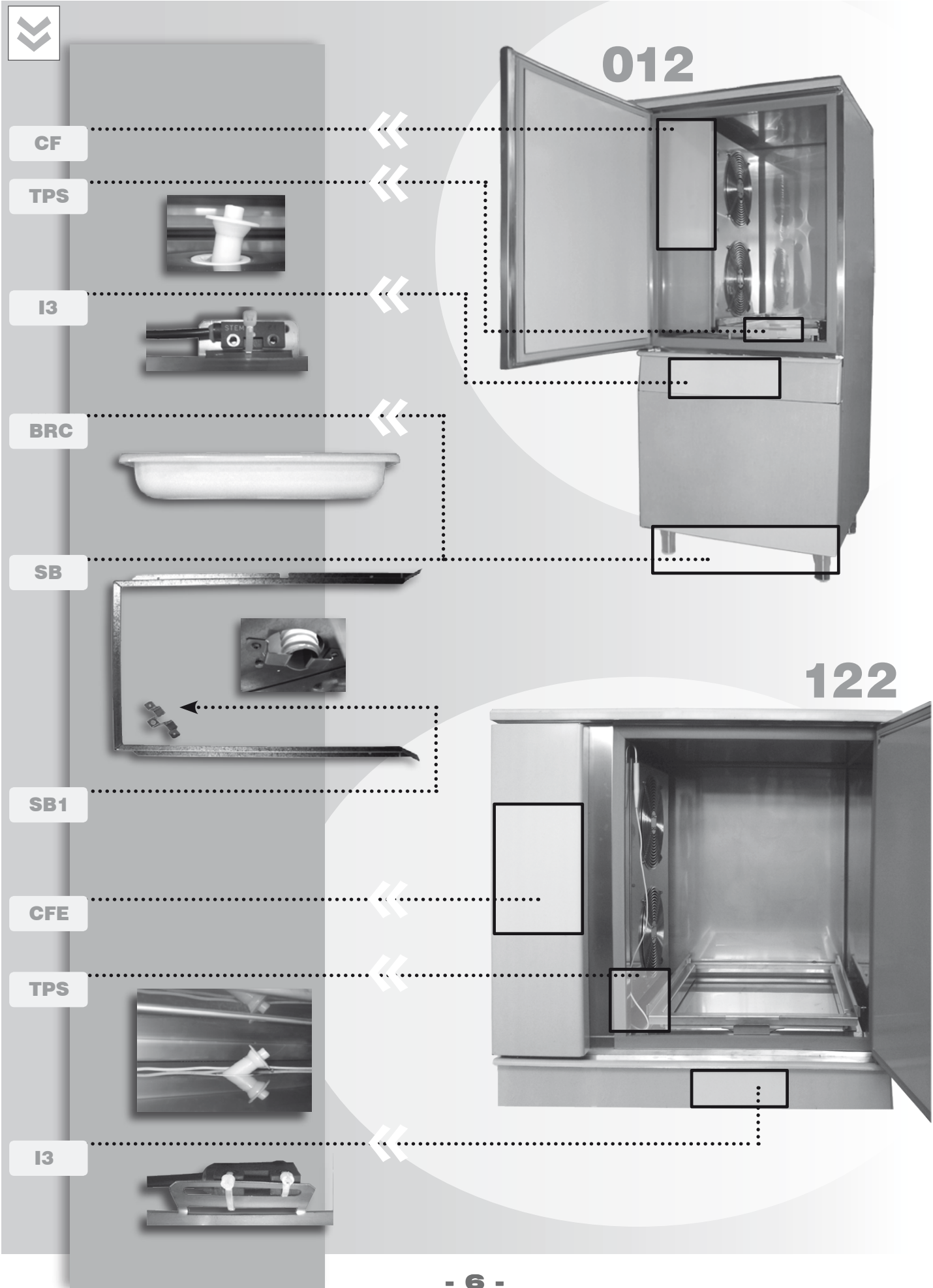


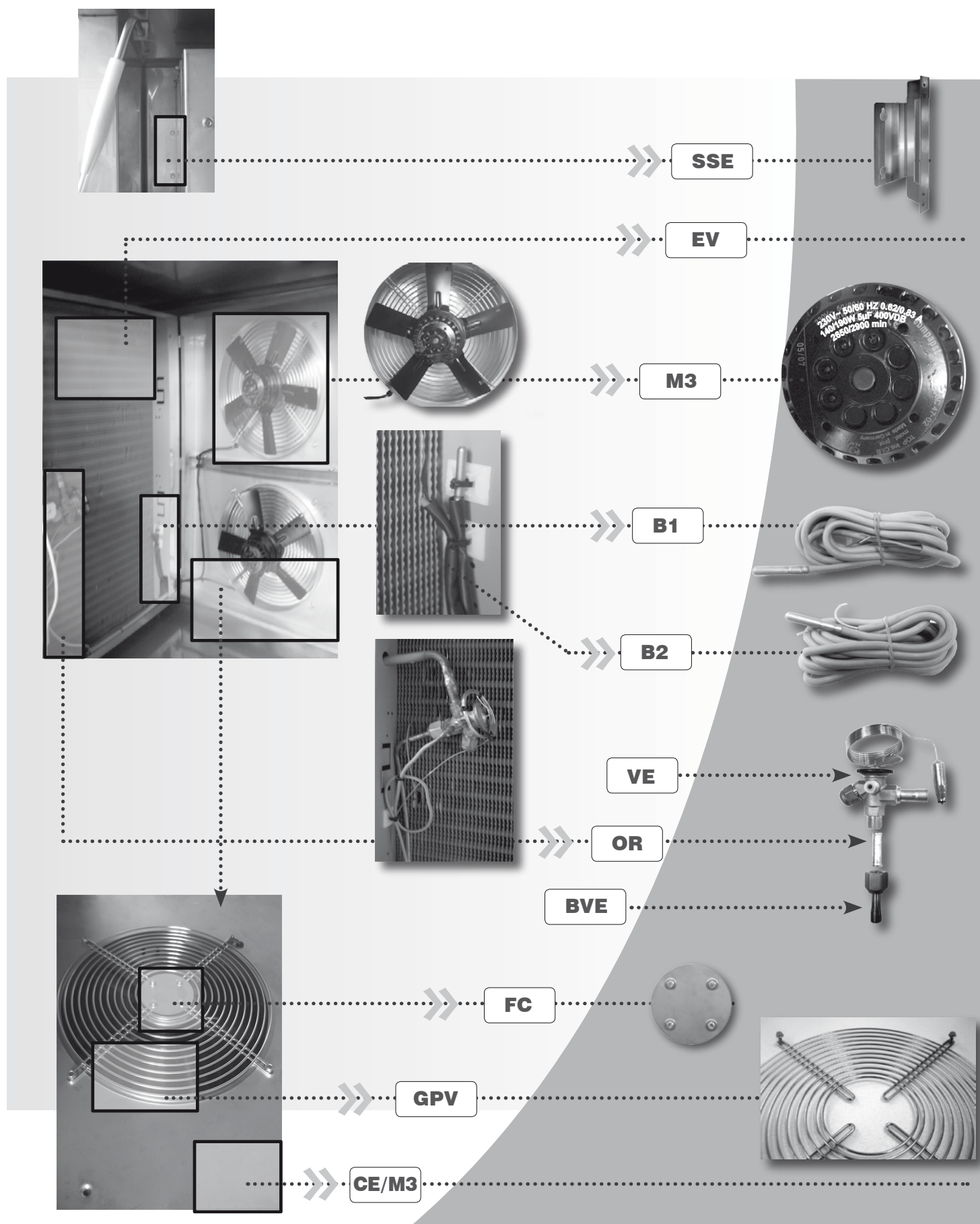
MAS6




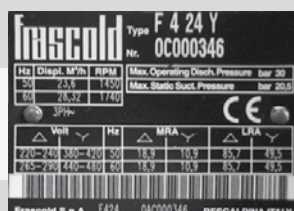














R3

M1



Q3



CO




TF

RL



F




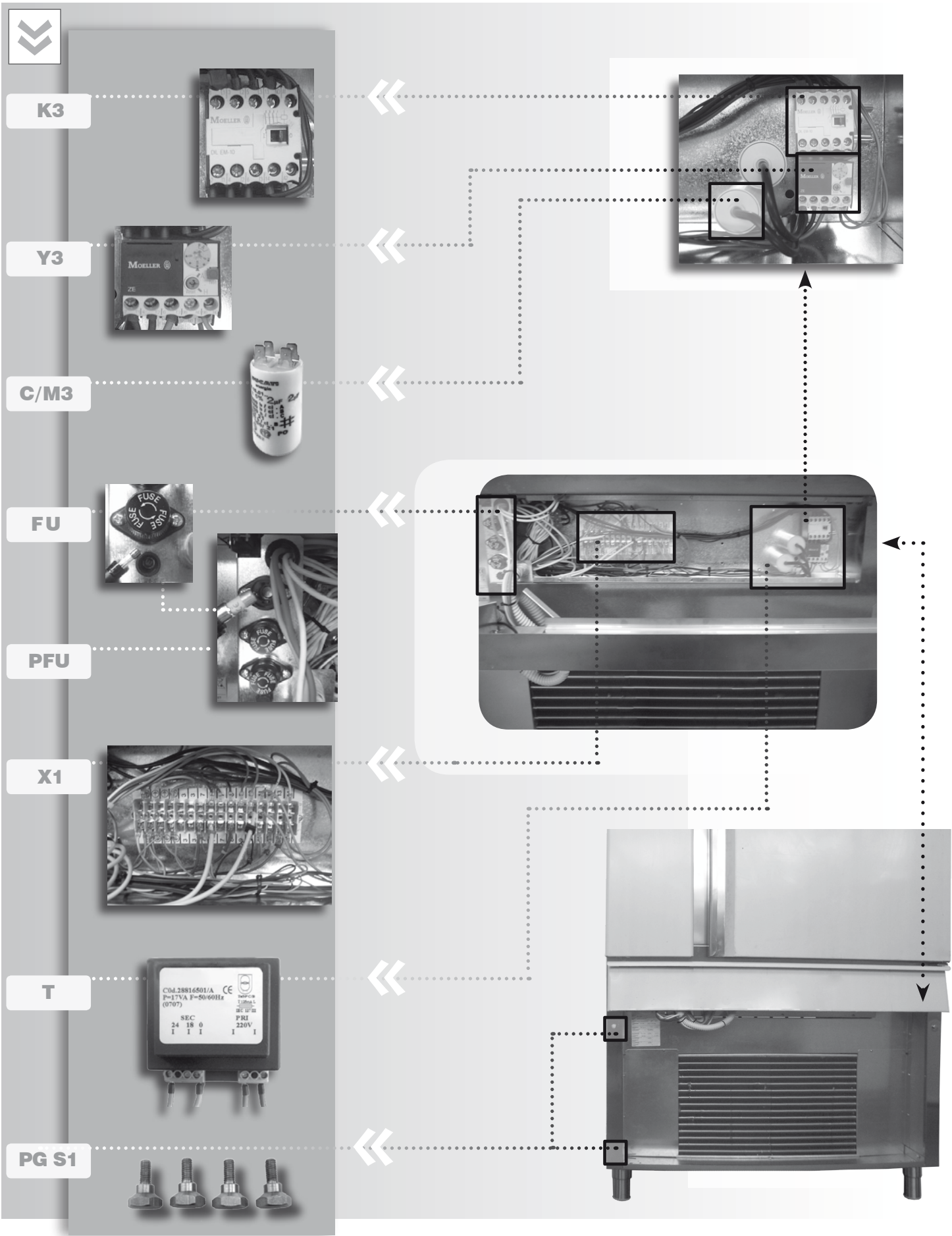
P

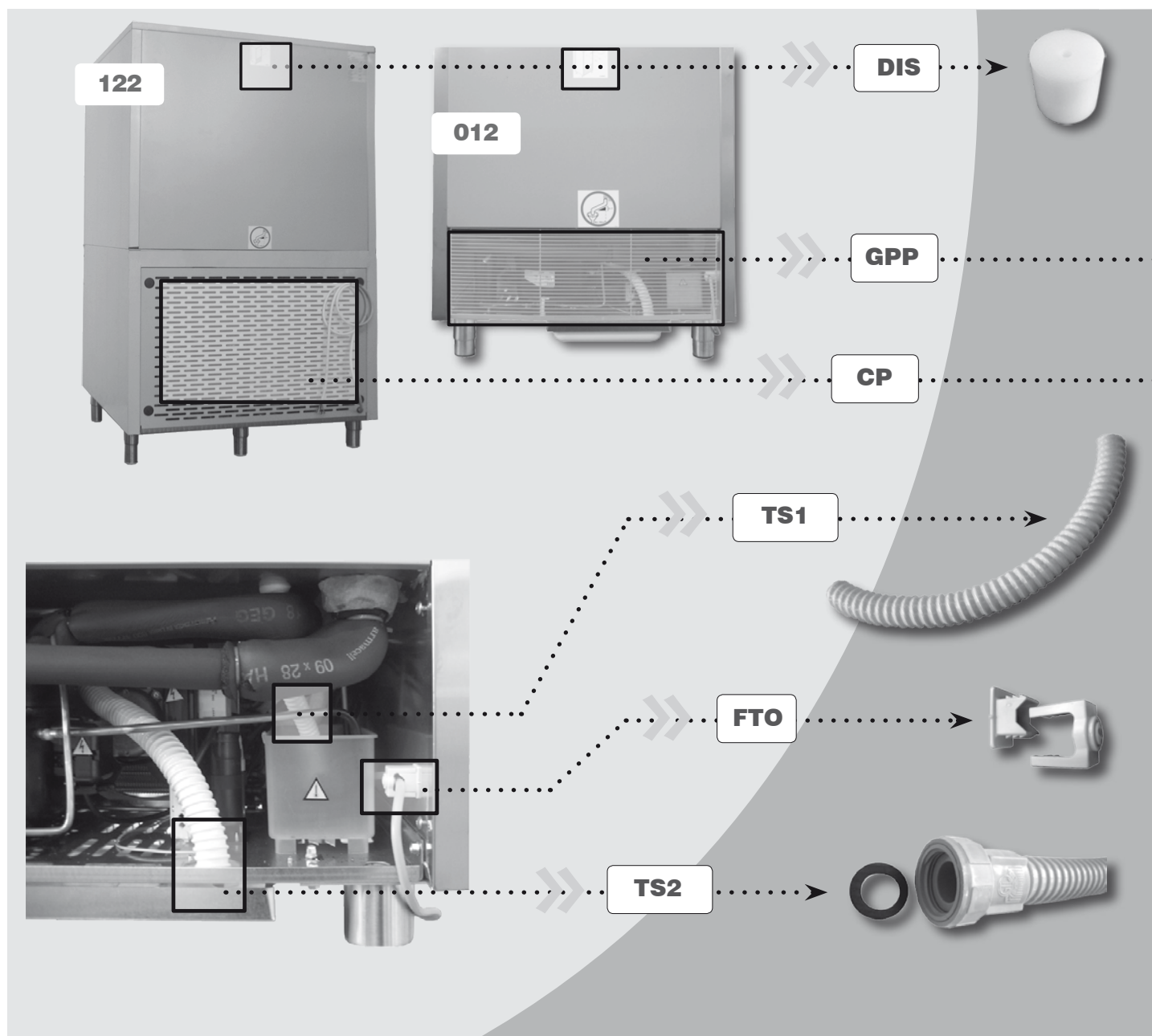
M2

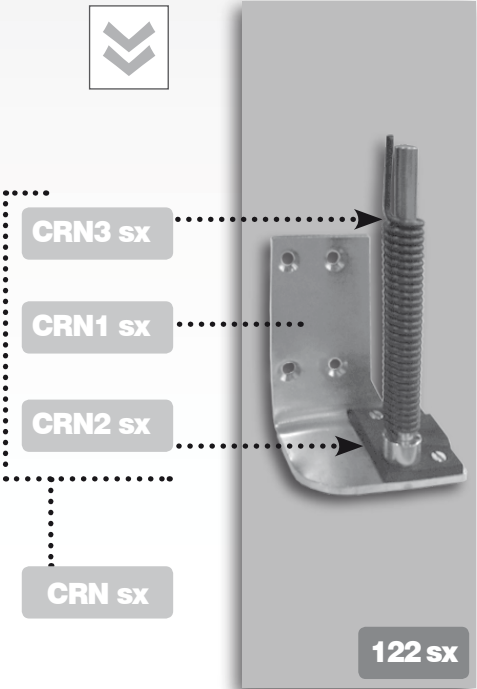
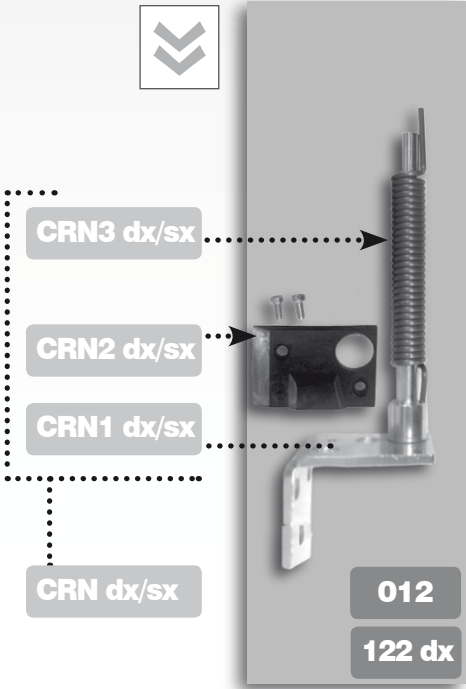
M2 V

AV/M2









CRN

referim. reference	codice code	descrizione description	modello model	da...a from...to	ricambi cons. rec. spare part
AC/M3	965441	COLLARE IN PLASTICA X CONV. D=300 PLASTIC RING FOR CONVEYOR D=300	012 / 122	_/_/_ 00/00/00	
AV/M2	965346	ANELLO VENTIL ELC COND AB121 161 D=25 ELECTRIC FAN RING ELCO COND. BC121 161 D=25	012 / 122	_/_/_ 00/00/00	
B1	995562	SONDA PTC GRIGIA SILICONATA L=2500 CELLA PTC PROBE, GREY SILICONED L=2500 CABINET	012 / 122	01/01/95 00/00/00	●
B1	995571	SONDA PTC GRIGIA SILIC.L=5000 CELLA PTC PROBE, GREY SILICONED L=5000 CABINET	C02 / C40	01/01/95 00/00/00	●
B2	995500	SONDA PTC ROSSA SILICONATA L=2500 EVAPOR. PTC PROBE, RED SILICONED L=2500 EVAPORATOR	012 / 122	01/01/95 00/00/00	●
B2	995547	SONDA PTC ROSSA SILIC.L=5000 EVAPOR PTC PROBE, RED SILICONED L=5000 EVAPORATOR	C02 / C40	01/01/95 00/00/00	●
B3	965295	SONDA SPILLONE PT1000 4 LIV 90° 5000 NON RISC. PIN PROBE PT1000 4 LIV 90° 5000 NO WARM	_ _R _T	22/02/07 00/00/00	●
B3	965296	SONDA SPILONE PT1000 4 LIV 90° 5000 RISC. PIN PROBE PT1000 4 LIV 90° 5000 WARM	_ _M _T	22/02/07 00/00/00	●
B3	996424	SONDA SPILL.PT1000 1 LIV.NO RIS 90°L=5 PIN PROBE PT1000 1 LIV. 90° 5000 NO WARM	R_R _	17/11/06 00/00/00	●
B3	996452	SONDA SPILONE PT1000 1 LIV 90° 5000 RISC. PIN PROBE PT1000 1 LIV 90° 5000 WARM	R_M _	16/01/07 00/00/00	●
BG O	965550	BATTUTA GUARNIZIONE AB L=737 ORIZZONTALE HORIZONTAL PROFILE FOR DOOR RABBET BC L=737	012 / 122	_/_/_ 00/00/00	
BG O	965557	BATTUTA GUARNIZIONE AB122 ORIZZ.INFER. LOWER HORIZONTAL PROF. FOR DOOR RABBET BC122	122	_/_/_ 00/00/00	
BG V	965553	BATTUTA GUARNIZIONE AB121 VERTICALE VERTICAL PROFILE FOR DOOR RABBET BC 121	012	_/_/_ 00/00/00	
BG V	965555	BATTUTA GUARNIZIONE AB122 VERTICALE SX LEFT VERTICAL PROFILE FOR DOOR RABBET BC122	122	_/_/_ 00/00/00	
BG V	965556	BATTUTA GUARNIZIONE AB122 VERTICALE DX RIGHT VERTICAL PROFILE FOR DOOR RABBET BC122	122	_/_/_ 00/00/00	
BO1	996533	BOCCOLA PASSACAVO D=08 BUSH D=08		_/_/_ 00/00/00	
BO2	996534	BOCCOLA PASSACAVO D=12 BUSH D=12	012 / 122	_/_/_ 00/00/00	
BO3	996535	BOCCOLA PASSACAVO D=14 BUSH D=14	012	_/_/_ 00/00/00	
BO4	996536	BOCCOLA PASSACAVO D=19 BUSH D=19		_/_/_ 00/00/00	
BO5	996588	BOCCOLA PASSACAVO D=23,8 BUSH D=23.8	012 / 122	_/_/_ 00/00/00	
BO6	996537	BOCCOLA PASSACAVO D=24 BUSH D=24		_/_/_ 00/00/00	
BO7	996589	BOCCOLA PASSACAVO D=27 BUSH D=27	122 P / C02 / C40	_/_/_ 00/00/00	
BO8	996538	BOCCOLA PASSACAVO D=42 BUSH D=42	012 / 122	_/_/_ 00/00/00	
BOX/M1	995978	BOX ELETTRICO ASPERA 'J9226GK' ELECTRIC BOX ASPERA 'J9226GK'	RDR012	04/03/02 00/00/00	
BOX/M1	995979	BOX ELETTRICO ASPERA 'J2212GK' ELECTRIC BOX ASPERA 'J2212GK'	RDM012_S	04/03/02 00/00/00	
BRC	965283	BACINELLA RACCOGLI CONENSA GN1/1 H50 PST NE BLACK BASIN GATHER CONDENSAT. GN1/1 H50 PST	012	22/02/07 00/00/00	
BV	996182	BOBINA HM2 230V 50/60HZ X VALVOLA SOLENOIDE COIL HM2 230V 50/60HZ FOR SOLENOID VALVE		09/01/03 00/00/00	●
BVE	965348	ADATTATORE VALV.ODF 10MM VALVE ADAPTER ODF 10MM		_/_/_ 00/00/00	
BVE	965752	CORPO VALVOLA TE5 1/2X5/8IN VALVE TE5 1/2X5/8IN	C02 / C40	_/_/_ 00/00/00	

referim. reference	codice code	descrizione description	modello model	da...a from...to	ricambi cons. rec. spare part
BVE	996539	ADATTATORE VALV.ODF 6MM VALVE ADAPTER ODF 6MM		_/_/_ 00/00/00	
C/M3	965315	CONDENSATORE ELETTR. 2,5MF 400V ELECTRIC CONDENSER 2,5MF 400V	012 / C02	26/02/07 00/00/00	
C/M3	965573	CONDENSATORE ELET.5MF 400V ELECTRIC CONDENSER 5MF 400V	122	_/_/_ 00/00/00	
C/M3	996154	CONDENSATORE ELETTRICO MFP 2MF 400V ELECTRIC CONDENSER MFP 2MF 400V	012 / C02 / C40	28/08/02 00/00/00	
C1	965574	KIT SCATOLA 4 CONDENSATORI X VENT. CE BOX OF 4 CONDENSER FOR FAN COLD ROOM	_D_C02	_/_/_ 00/00/00	
C1	965698	KIT SCATOLA 3 CONDENSATORI X VENT. CE BOX OF 3 CONDENSER FOR COLD ROOM FAN	_C_C02	_/_/_ 00/00/00	
C1	965709	KIT SCATOLA DERIVAZ.VENTIL.TRIFASE CE BRANCH BOX THREE-PHASE FAN COLD ROOM	C40	_/_/_ 00/00/00	
CCI	965180	CHIUSURA CELLE INTERTEC. INTERTECHNICAL LOCK FOR COLD ROOM	C02 / C40	16/11/04 00/00/00	
CE/M3	965352	CONVOGLIATORE BF121 CONVEYOR BF121	012	_/_/_ 00/00/00	
CE/M3	965439	CONVOGLIATORE ABB.121 SENZA COLLARI CONVEYOR B.C.121 WITHOUT BAND	012	_/_/_ 00/00/00	
CE/M3	965575	CONVOGLIATORE PER BF122 VENT.300 CONVEYOR FOR BF122 VENT.300	122	_/_/_ 00/00/00	
CE/M3	965576	CONVOGLIATORE CE AB GN1/1 VE300 C/CERN CONVEYOR C. ROOM GN1/1 FAN 300 WITH SPRINGS	C02	_/_/_ 00/00/00	
CE/M3	965577	CONVOGLIATORE CE AB GN2/1 C/CERNIERE CONVEYOR COLD ROOM GN2/1 WITH SPRINGS	C40	_/_/_ 00/00/00	
CE/M3	965660	CONVOGLIATORE PER BF122 V300 S/COLLARI EVAPORATOR CONVEYOR BF122 V300 WITHOUT RINGS	122	_/_/_ 00/00/00	
CE/M3	965785	CONVOGLIAT.CEAB GN1/1 V300 S/COLL C/CE CONV. C. ROOM GN1/1 V300 WITHOUT/COLL W/SPR	C02	_/_/_ 00/00/00	
KIT CE/M3	965786	KIT CONVOGLIATORE CEAB GN1/1 C/COLL/CE CONVEYOR KIT C. ROOM GN1/14 WITH COLL.+HINGE	C02	_/_/_ 00/00/00	
CF	965578	PANNELLO DI CHIUSURA EVAP. ABB. 121 LOCKING EVAPORATOR PANEL B.C. 121	012	_/_/_ 00/00/00	
CFE	965579	COPERTURA FRONTALE ESTETICA ABB.122 R6 AESTHETIC FRONTAL COVERING B.C. 122 R6	122	_/_/_ 00/00/00	
CH	940407	CHIAVE ESAGONALE X CELLE HEXAGONAL KEY FOR COLD ROOM	C02 / C40	03/12/05 00/00/00	
CK	996496	BUZZER X SCHEDA EVCO ART.CT1ES00700 EVCO CARD BUZZER ART.CT1ES00700		09/03/07 00/00/00	
CN	935723	CANNOTTO IN PLASTICA SUP. DX UPPER RIGHT PLASTIC TUBE	012 / 122	10/02/04 00/00/00	
CN	935724	CANNOTTO IN PLASTICA INF. DX LOWER RIGHT PLASTIC TUBE	012 / 122	10/02/04 00/00/00	
CO	965354	CONDENSATORE CONDENSER	RD_012	_/_/_ 00/00/00	
CO	965355	CONDENSATORE CONDENSER	RC_012 / RDR122	_/_/_ 00/00/00	
CO	965356	CONDENSATORE CONDENSER	RDM122	_/_/_ 00/00/00	
CO	996586	BATTERIA CONDENSANTE USAC 07M 16-5-850 CONDENSATE BATTERY USAC 07M 16-5-850	RC_122	_/_/_ 00/00/00	
CP	965560	COPERTURA POSTERIORE ABB.122 LAM.GRIG REAR COVERING B.C. 122 GREY PLATE	122	_/_/_ 00/00/00	
CR	965748	ASS.CRUS.DX CE AB HIBER TOP STRETTO RIGHT CONTROL PANEL COLD ROOM TOP	C02 / C40	_/_/_ 00/00/00	
CR - ST	965749	ASS.CRUS.DX CE AB HIBER C/FORO X STP RIGHT CONTR. PANEL C.ROOM HIB WITH PRINT. HOLE	C02 / C40	_/_/_ 00/00/00	

referim. reference	codice code	descrizione description	modello model	da...a from...to	ricambi cons. rec. spare part
CRI	965519	PARTE INFERIORE ABB 121 LOWER SIDE BLAST CHILLER 121	012	_/_/_ 00/00/00	
CRI	965583	PARTE INFERIORE ABB 122 LOWER SIDE BLAST CHILLER 122	122	_/_/_ 00/00/00	
CRN DX	965548	KIT CERNIERA INF.DX AB031-051-081-121-161 RIGHT LOWER HINGE KIT BC 031-051-081-121-161	012 / 122	_/_/_ 00/00/00	
CRN I	965179	CERNIERA CELLE COLD ROOMS SPRING	C02 / C40	16/11/04 00/00/00	
CRN SX	965549	KIT CERNIERA INF.SX AB031-051-081-121-161 LEFT LOWER HINGE KIT BC 031-051-081-121-161	012	_/_/_ 00/00/00	
CRN SX	965584	KIT CERNIERA INF SX AB122 LEFT LOWER HINGE BC 122	122	_/_/_ 00/00/00	
CRN₁ DX	965240	ASS.CERNIERA INF. DX ABB. NEW LOWER RIGHT HINGE KIT BLAST CHILLER NEW	012 / 122	16/01/07 00/00/00	
CRN₁ SX	965585	ASS.CERNIERA INF. SX ABB 122 LEFT LOWER HINGE ASSEMBLY BC 122	122	_/_/_ 00/00/00	
CRN₁ SX	996433	ASS.CERNIERA INF.SX ABB 051 LEFT HINGE KIT BLAST CHILLER 051	012	16/01/07 00/00/00	
CRN₂ DX	935715	PIASTRA FERMO PORTA 'DX' 'PV' AR MNSC RIGHT DOOR STOP PLATE 'PV' MNSC CABINET	012 / 122	19/09/03 00/00/00	
CRN₂ SX	935714	PIASTRA FERMO PORTA 'SX' 'PV' AR MNSC LEFT DOOR STOP PLATE 'PV' MNSC CABINET	012 / 122	19/09/03 00/00/00	
CRN₃ DX	935697	MOLLA PORTA SX ARMADI CANOTTO IN ABS LEFT DOOR SPRING FOR ABS PLASTIC TUBE	012 / 122	15/04/03 00/00/00	
CRN₃ SX	935696	MOLLA PORTA DX ARMADI CANOTTO IN ABS RIGHT DOOR SPRING FOR ABS PLASTIC TUBE	012 / 122	15/04/03 00/00/00	
CRS S	965359	CRUSCOTTO ABB. CON SCATOLA COM FRONTAL PANEL B.C. WITH CONTROL BOX	012 S	01/01/95 00/00/00	
CRS S	965631	ASS. CRUSCOTTO ABB STD 122-H FRONTAL PANEL BLAST CHILLER STD 122 -H	122 S	_/_/_ 00/00/00	
CRS S - ST	965570	ASS.CRUSCOTTO 081->161 STD FRX C/FO ST FRONT. PANEL 081->161 STD FRX WITH PRINTER HOLE	012 S	_/_/_ 00/00/00	
CRS S - ST	965676	ASS.CRUSC.ABB STD 122-H CON FORO STAMP FRONTAL PANEL B.C. 122-H STD WITH HOLE FOR PRINT.	122 S	_/_/_ 00/00/00	
CRS T	965358	CRUSCOTTO ABB CON SCATOLA COM FRONTAL PANEL B.C. PLUS WITH CONTROL BOX	012 T	_/_/_ 00/00/00	
CRS T	965587	ASS. CRUSCOTTO ABB 122 FRONTAL PANEL BLAST CHILLER 122	122 T	_/_/_ 00/00/00	
CRS T - ST	965569	ASS.CRUSCOTTO 081->161 TOP FRX C/FO STAMPANTE FRONT. PANEL 081->161 TOP FRX WITH PRINTER HOLE	012 T	_/_/_ 00/00/00	
CRS T - ST	965677	ASS.CRUSC.ABB TOP 122-H CON FORO STAMP FR. PANEL B.C. 122-H TOP WITH HOLE FOR PRINTER	122 T	_/_/_ 00/00/00	
CST	996492	COPERCHIO PLEX.PROTEZ.STP EVCO PLEXIGLASS COVER FOR EVCO PRINTER		02/03/07 00/00/00	
DA	965746	ASSIEME DEFLETTORE ANGOLO CE AB L=1680 CORNER BAFFLE COLD ROOM L=1680		_/_/_ 00/00/00	
DI	996572	DISTANZ.D=15 L=50 PVC PER CERN.SUP.ABB PVC SPACER D=15 L=50 FOR UPPER HINGE B.C.	012 / 122	_/_/_ 00/00/00	
DIS	925500	DISTANZIALE SCHIENALE TRS MC DONALD'S BACK SPACER TRS MC DONALD'S	012 / 122	_/_/_ 00/00/00	
EV	945189	EVAPORATORE CELLA AB GN1/1 5 RANGHI EVAPORATOR COLD ROOM GN1/1 5 ROWS	RCMC02	15/09/98 00/00/00	
EV	945190	EVAPORATORE CELLA AB GN2/1 4 RANGHI EVAPORATOR COLD ROOM GN2/1 4 ROWS	RDRC40	15/09/98 00/00/00	
EV	945191	EVAPORATORE CELLA AB GN2/1 6 RANGHI EVAPORATOR COLD ROOM GN2/1 6 ROWS	RCMC40	15/09/98 00/00/00	
EV	965361	BATTERIA EVAPORANTE ABB121 3R EVAPORATOR BATTERY B.CHILLER 121 3 ROWS	RC_012	_/_/_ 00/00/00	

referim. reference	codice code	descrizione description	modello model	da...a from...to	ricambi cons. rec. spare part
EV	965588	BATTERIA EVAPORANTE ABB122 6RANGHI EVAPORATOR BATTERY B.CHILLER 122 6 ROWS	R_122	_/_/_ 00/00/00	
EV	965589	EVAPORATORE 3 RANGHI CE AB GN1/1 EVAPORATOR COLD ROOM 3 ROWS GN1/1	RDRC02	_/_/_ 00/00/00	
F	965590	FILTRO DISIDR.D=12 A SILDARE DEHYDRATOR FILTER D=12 TO SOLDER	RCR122	02/05/04 00/00/00	
F	996269	FILTRO DISIDRATORE ODF DML033S 023Z455 DEHYDRATOR FILTER ODF DML033S 023Z455	RC_012 / RD_122S	07/09/04 00/00/00	
FC	996364	FONDELLO COPERTURA ROTORE VENT. D=300 BOTTOM COVERING ROTOR FAN D=300	012 / C02	27/03/06 00/00/00	
FG	965591	PROFILO FIX GUARNIZ.STR. L=760 PROFILE FIXING GASKET STR. L=676	C02	_/_/_ 00/00/00	
FG	965592	PROFILO FIX GUARNIZ.STR. L=960 PROFILE FIXING GASKET STR. L=960	C40	_/_/_ 00/00/00	
FTF	965593	FISSATUBO FISCHER SCH 16-23 FISHER CLIP SCH 16-23	C02 / C40	_/_/_ 00/00/00	
FTO	965308	FISSATUBO OBO 3040 LGK D=6-16 MM OBO CLIP 3040 LGK D=6-16 MM	012 / 122	23/02/07 00/00/00	
FU	995897	FUSIBILE 3,153A 5X20 FUSE 3,153A 5X20	C02 / C40	01/02/99 00/00/00	●
FU	995919	FUSIBILE 10A AM 10X38 ABB.1F FUSE 10A AM 10X38 BC 1F	012 / 122	02/08/06 01/08/06	●
FU	996544	FUSIBILE 20A AM FUSE 20A AM	012 / 122S	_/_/_ 00/00/00	●
G1S	996442	ASS.SCHEDA ELET.EVCO STD HI 2°ED.AB/CO ELECTRIC CARD ASSEMBLY STDHI 2°ED. BC/BF	STANDARD	16/01/07 00/00/00	●
G1T	996380	SCHEDA POTENZA POWER CARD TOP	TOP	26/05/06 00/00/00	●
G1T+G2T	996468	ASS.SCHEDA ELET.EVCO TOP HIBE 2°ED.AB ELECTRIC CARD ASS. EVCO TOP HIBER 2°ED BC/BF	TOP	06/02/07 00/00/00	●
G2T	996385	SCHEDA TASTIERA TOP HIBER ABB/CONG. KEYBOARD CARD TOP HIBER BC/BF	TOP	26/05/06 00/00/00	●
G4	990584	KIT STAMPANTE ABB 051 PRINTER KIT BC 051		00/00/00 00/00/00	
G5	996606	SCHEDA ESPANSIONE TAGLIO FASE 600W 50H EXPANSION ENCODER CUTTING PHASE 600W 50H	TOP	_/_/_ 00/00/00	●
GC	965594	ASS.STRUTTURA PER CARREL.RATIONAL 10T FRAME FOR RATIONAL TROLLEY 10T	012	_/_/_ 00/00/00	
GC	965595	AS.STRUT.PER CARR.RAT.SCC GN2/1 ABB122 FRAME FOR RATIONAL TROLLEY SCC GN2/1 ABB122	122	_/_/_ 00/00/00	
GCC	965596	GUIDA INSERIMENTO CARRELLO SCC CE AB SLIDE INSERTION TROLLEY COLD ROOM	C02 / C40	_/_/_ 00/00/00	
GPO	965187	GUARNIZIONE PORTA CE-AB 760*1820 4-LA DOOR GASKET COLD ROOM 760*1820 4-LA	C02	16/11/04 00/00/00	●
GPO	965188	GUARNIZIONE PORTA CE-AB 960*1820 4-LA DOOR GASKET COLD ROOM 960*1820 4-LA	C40	16/11/04 00/00/00	●
GPO	996457	NN01 GUARN.PORTA ABB.121 850X690 NN01 DOOR GASKET B.C.121 850X690	012 / 122	_/_/_ 00/00/00	●
GPP	965387	GRIGLIA DI PROTEZ.POSTER. ABB.121 BACK GRID PROTECTION BLAST CHILLER 121	012	_/_/_ 00/00/00	
GPV	995991	GRIGLIA PROT. VENTILATORE D=300 ABBATT FAN GRID PROTECTION D=300 BLAST CHILLER	012 / 122 / C02	21/02/05 00/00/00	
GPV	995992	GRIGLIA PROT. VENTILATORE D=400 ABBATT FAN GRID PROTECTION D=400 BLAST CHILLER	C02	14/01/99 00/00/00	
GPV	995993	GRIGLIA PROT. VENTILATORE D=500 ABBATT FAN GRID PROTECTION D=500 BLAST CHILLER	C40	14/01/99 00/00/00	
GPV	996601	GRIGLIA PROT.VENT.EBM D=300 AB FAN GRID PROTECTION EBM D=300 BLAST CHILLER	012 / 122 / C02	_/_/_ 00/00/00	

referim. reference	codice code	descrizione description	modello model	da...a from...to	ricambi cons. rec. spare part
GS	965331	KIT STRUTTURA FISSA ABB 122 FIX FRAME KIT BLAST CHILLER 122	122	../- 00/00/00	
GS	965330	KIT STRUTTURA FISSA ABB 012 FIX FRAME KIT BLAST CHILLER 012	012	../- 00/00/00	
GSN	965623	GUARNIZIONE 3350 PORTA'STR' L=800 GASKET MOD. 3350 NAVAL 'STR' DOOR L=800	C02	../- 00/00/00	
GSN	965624	GUARNIZIONE 3350 PORTA'STR' L=1000 GASKET MOD. 3350 NAVAL 'STR' DOOR L=1000	C40	../- 00/00/00	
GSP1	965597	ASS.STRUTT.FISSA SX 12T GN1/1 AB 012 LEFT FIX FRAME 12T GN1/1 BC 012	012	../- 00/00/00	
GSP1	965598	ASS.STRUTT.FISSA SX 12GN2/1 ABB122 LEFR FIX RAK 12GN2/1 B.CHILLER 122	122	../- 00/00/00	
GSP2	965599	ASS.STRUTT.FISSA DX 12T GN1/1 AB 012 RIGHT FIX FRAME 12T GN1/1 BC 012	012	../- 00/00/00	
GSP2	965600	ASS.STRUTT.FISSA DX 12GN2/1 ABB122 RIGHT FIX RACK 12GN2/1 B.CHILLER 122	122	../- 00/00/00	
I3	995405	MICROPORTA MAGNETICO STEM E510 MAGNETIC MICRO-SWITCH STEM E510		01/01/95 00/00/00	●
IS	996441	SCHEDINA SERIALE AGGIUNTIVA PRINTER KIT FOR ADDITIONAL SISTEM	STANDARD	22/12/06 00/00/00	●
K1	965694	CONTATTORE MOELLER DIL EM-10 BOB.230V CONTACTOR TELEMECANIQUE DIL EM-10 BOB.230V	012 / 122S	../- 00/00/00	●
K3	965305	CONTATT.MOELLER DILM9-10 BOB.230V 50HZ DILM9-10 BOB.230V 50HZ CONT. MOELLER	122T	23/02/07 00/00/00	
K3	6642040	CONTATTORE MOELLER DIL EM-10 BOB.230V CONTACTOR TELEMECANIQUE DIL EM-10 BOB.230V	_C_012	../- 00/00/00	
LC	965601	LAMINA FIX SPUGNA CARRELLO GN1/1 SCC SHEET FIXING SPONGE FOR TROLLEY GN1/1	C02	../- 00/00/00	
LC	965602	LAMINA FIX SPUGNA CARRELLO GN2/1 SCC SHEET FIXING SPONGE FOR TROLLEY GN2/1	C40	../- 00/00/00	
M1	965323	COMPRESSORE TEC TFH2511Z TEC TFH2511Z COMPRESSOR	RCM012	16/03/07 00/00/00	
M1	965326	COMPRESSORE TEC TAG2516Z TEC TAG2516Z COMPRESSOR	RDM122S	16/03/07 00/00/00	
M1	965362	COMPRESSORE U.H TFH4531Z R404A 400V U.H TFH4531Z R404A 400V COMPRESSOR	RDR122	../- 00/00/00	
M1	965603	COMPRESSORE FRASCOLD F4-24Y FRASCOLD F4-24Y COMPRESSOR	RCM122	../- 00/00/00	
M1	995711	COMPRESSORE 34,37CC J2212GK CSR R404A 34,37CC J2212GK CSR R404A COMPRESSOR	RDM012	01/01/95 00/00/00	
M1	995925	COMPRESSORE 21,7 CC J9226GK CSR R404A 21,7 CC J9226GK CSR R404A COMPRESSOR	RDR012	23/10/98 00/00/00	
M1	995926	COMPRESSORE J9238GS R404A J9238GS R404A COMPRESSOR	RCR012T	25/01/99 00/00/00	
M1	996001	COMPRESSORE 3HP TN D313 FRASCOLD 3HP TN D313 FRASCOLD COMPRESSOR	RCR122	10/04/01 00/00/00	
KIT M2	965319	ASS. VENTIL. ELCO D=254-34°-VNT35-45+CON ELCO FAN D=254-34°-VNT35-45+CON	RC_012 / RD_122S	26/02/07 00/00/00	●
M2	965781	MOTORE CONDENSATORE ELC PER VENT D=254 CONDENSER FAN ELC D=254	RC_012 / RD_122S	../- 00/00/00	●
M2 V	965780	VENTOLA CONDENSATORE ELC D=254 CONDENSER FAN ELC D=254	121 / 161	../- 00/00/00	●
M2+GPV+C	965320	VENTIL+GRIGL+COND.EL. 5MF D=350 FAN + GRID + ELECTRIC CONDENSER 5MF D=350	RC_122T	26/02/07 00/00/00	●
M3	965321	VENTILATORE D300 2P A2E300-AC47-02 D300 2P A2E300-AC47-02 FAN	122	26/02/07 00/00/00	●
M3	995849	VENTILATORE EVAPORATORE D=400 MONOFASE EVAPORATOR FAN D=400 MONO-PHASIC	RC_C02T	20/03/01 00/00/00	●

referim. reference	codice code	descrizione description	modello model	da...a from...to	ricambi cons. rec. spare part
M3	995870	VENTILATORE EVAPORATORE D=300 MONOFASE EVAPORATOR FAN D=300 MONO-PHASIC	RDMC02	29/01/07 00/00/00	●
M3+GPV	995872	VENTILATORE + GRIGLIA EVAP D=500 TRIFA EVAPORATOR FAN + GRID D=500 THREE-PHASE	RC_C40T	11/12/06 00/00/00	●
MAS1	996444	MASCHERINA COMANDI "S" HBR 2 EDIZ. CONTROL PANEL "S" HBR 2ND EDITION	012 / 122 S	08/01/07 00/00/00	
MAS2	965410	MASCHERINA COMANDI "S" POS HI CONTROL PANEL "S" POS HI	012 / 122 S	_/_/_ 00/00/00	
MAS3	996445	MASCHERINA COMANDI "T" HBR 2 EDIZ. CONTROL PANEL "T" HBR 2ND EDITION	TOP	08/01/07 00/00/00	
MAS4	965427	MASCHERINA COMANDI "T" POS. HBR CONTROL PANEL "T" POS. HBR	TOP	_/_/_ 00/00/00	
MAS5	965252	MASCHERINA COM. "T" LUNGA HBR 2°ED. MIST CONTROL PANEL "T" LONG HBR 2ND ED. MIST	012 / 122 T	12/02/07 00/00/00	
MAS6	965428	MASCHERINA COMANDI "T" POS. LUNGA HBR CONTROL PANEL "T" POS. LONG HBR	012 / 122 T	_/_/_ 00/00/00	
MC	925598	MOLLA X CERNIERA AUTOCHIUDENTE CRUS.TR H=650 HINGE DOOR SPRING FOR SELF-FAST. FR.PAN. H=650	012 / 122	11/12/02 00/00/00	
MN	965180	CHIUSURA CELLE INTERTEC. INTERTECHNICAL LOCK FOR COLD ROOM	C02 / C40	07/09/04 00/00/00	
OR	995865	ORIFIZIO TES5 N°1 DANFOSS N°1 ORIFICE TES5 DANFOSS	R_MC02T/RCRC02T/RCR	15/09/98 00/00/00	
OR	995866	ORIFIZIO TES5 N°2 DANFOSS N°2 ORIFICE TES5 DANFOSS	RCMC40T	15/09/98 00/00/00	
OR	996265	ORIFIZIO N°03 ODF DANFOSS N.03 ORIFICE ODF DANFOSS	RCM012	07/09/04 00/00/00	
OR	996266	ORIFIZIO N°04 ODF DANFOSS N°04 ORIFICE ODF DANFOSS	R_ _122	07/09/04 00/00/00	
OR	996268	ORIFIZIO N°06 ODF DANFOSS N°6 ORIFICE ODF DANFOSS	RC_C02T	07/09/04 00/00/00	
P	965300	PRESSOSTATO DOPPIO CONTR. HP-LP KP 17W DOUBLE PRESSURE SWITCH	TOP	23/02/07 00/00/00	●
P	996449	PRESSOSTATO DANFOSS CB 061F8486 ACB2UB136 DANFOSS PRESS. SWITCH CB 061F8486 ACB2UB136	STANDARD	16/01/07 00/00/00	●
PC	965702	PARACOLPI EST.CRUSCOTTO CE AB HI EXT. BUMPER FOR CONTR. PANEL COLD ROOM HIBER	C02 / C40	_/_/_ 00/00/00	
PE	965282	PERNO CON ASOLA CERNIERA SUP ABB. UPPER SLOT PIN HINGE BLAST CHILLER	012 / 122	22/02/07 00/00/00	
PFU	996088	PORTAFUS HK10380 X FU10X38 WEBER 1POLO FUSE-CARRIER FOR 10X38 WEBER FUSE 1 POLE	012 / 122	25/09/01 00/00/00	
PG FI	935689	PERNO INFER.DI FISSAG. STRUTT.061/101 LOWER PIN FOR FIXING FRAME 061/101	012 / 122	05/12/02 00/00/00	
PG FS	935688	PERNO SUPER.DI FISSAG. STRUTT. 061/101 UPPER PIN FOR FIXING FRAME 061/101	012 / 122	05/12/02 00/00/00	
PG S1	965307	PERNO FILETT. AGGAN.MONTANT.ABBATT.NEW THREADED PIN TO HITCH UPRIGHTS B. CHILLER NEW	012 / 122	23/02/07 00/00/00	
PI	935999	ASS.PIEDE TIPO MARINA AR EN FOOT ASSEMBLY MARINE VERSION AR EN	122 P	_/_/_ 00/00/00	
PI1	945181	ASSIEME PIEDINO 3' FOOT ASSEMBLY 3	C02 / C40	14/09/98 00/00/00	
PI1	990581	ASS.PIEDINO 2' FOOT ASSEMBLY 2'	012 / 122	_/_/_ 00/00/00	
PI2	965605	PIEDE INOX 3' GAS L=200 CELLE FOOT 3' GAS L=200 COLD ROOMS	C02 / C40	_/_/_ 00/00/00	
PI2	995012	PIEDE INOX LISCIO DA 2''G AR MNSC SMOOTH FOOT INOX 2''G MNSC CABINET	012 / 122	01/01/95 00/00/00	
PI3	965606	TAPPO X PIEDE 3' CELLE FOOT PLUG 3' COLD ROOMS	C02 / C40	_/_/_ 00/00/00	

referim. reference	codice code	descrizione description	modello model	da...a from...to	ricambi cons. rec. spare part
PI3	990582	TAPPO X PIEDE 2' PVC GRIGIO GREY FOOT PLUG 2' PVC	012 / 122	_/_/_ 00/00/00	
PI4	965607	ASS.SUPP.PIEDE PIASTRA L=90 CE FOOT SUPPORT PLATE L=90 CE	C02 / C40	_/_/_ 00/00/00	
PI4	995011	SUPPORTO PIEDE INOX AR MNSC FOOT SUPPORT INOX MNSC CABINET	012 / 122	01/01/95 00/00/00	
PM	945561	PULSANTE INT. MANIGLIA SERIE 7000 FOSF INTERNAL HANDLE PUSH-BUTTON 7000 SERIES	C02 / C40	04/08/06 00/00/00	
PO	935990	ASS.PORTA SHIUMATA ABB121-H DOOR FOR BLAST CHILLER 121 HIB	012 / 122 T	01/03/07 00/00/00	
PO	965193	PORTA CELLA AB 760*1820 DX S=80 RIGHT DOOR COLD ROOM BC 60*1820 S=80	C02	16/11/04 00/00/00	
PO	965194	PORTA CELLA AB 960*1820 DX S=80 RIGHT DOOR COLD ROOM BC 960*1820 S=80	C40	16/11/04 00/00/00	
PO	965369	PORTA SCHIUMATA ABB 121 DOOR FOR BLAST CHILLER 121	012 / 122 S	_/_/_ 00/00/00	
PO	965608	PANNELLO AB-CE PORTA 760*1820 SX LEFT DOOR COLD ROOM BC 760*1820	C02	_/_/_ 00/00/00	
PO	965609	PANNELLO AB-CE PORTA 960*1820 SX LEFT DOOR COLD ROOM BC 960X1820	C40	_/_/_ 00/00/00	
PPC	996192	ASS.PERNO FIX. PARACOLPI CRUSCOTTO PIN FIXING CONTROL PANEL BUMPER	C02 / C40	_/_/_ 00/00/00	
PR1	996545	ASS. RUOTA ANTERIORE C/FRENO D=80 FRONT CASTOR WITH BRAKE D=80	012 / 122	_/_/_ 00/00/00	
PR2	996546	ASS. RUOTA ANTERIORE S/FRENO D=80 FRONT CASTOR WITHOUT BRAKE D=80	012 / 122	_/_/_ 00/00/00	
PR3	996015	RUOTA GIREVOLE D=80 CON FRENO REVOLVING CASTOR D=80 WITH BRAKE	012 / 122	20/03/00 00/00/00	
PR4	996014	RUOTA GIREVOLE D=80 SENZA FRENO REV. CASTOR D= 80 WITHOUT BRAKE	012 / 122	20/03/00 00/00/00	
PRS1	925557	SUPPORTO RUOTA D=80 TR H=150 CASTOR BEARING D=80 TR H=150	012 / 122	20/03/00 00/00/00	
PSM	945605	PERNI SP.PORTA 80 INTERTECNICA S.70 SHIM PINS DOOR 80 INTERTECHNICAL S.70	C02 / C40	03/03/03 00/00/00	
PSS	965066	SQUADRETTA SUPP. SONDA AL CUORE SX BEARING HEARTH PROBE PLATE		18/03/02 00/00/00	
Q3	996405	MODULO CTRL TERM.KRIWAN INT69 FRASCOLD THERMICAL CONTROL KRIWAN MOD. INT69 FRASCOLD	122	13/09/06 00/00/00	●
R1	965183	RESISTENZA C.PORTA L=4900 CE RAT 12W FRAME HEATER DOOR L=4900 C.ROOM RAT. 12W	C02	16/11/04 00/00/00	●
R1	965184	RESISTENZA C.PORTA L=5300 CE RAT 12W FRAME HEATER DOOR L=5300 C.ROOM RAT. 12W	C40	16/11/04 00/00/00	●
R1	996456	RESIS.CORNICE PO.ABB121 10W/M FRAME HEATER BLAST CHILLER 121 10W/M	012 / 122	16/01/07 00/00/00	●
R3	995941	RESISTENZA 190W FRAME 190W	122	27/01/99 00/00/00	
RC	996493	ROTOLO CARTA X STAMPANTE EVCO PM100AX9 ROLL OF PRINTER PAPER EVCO PM100AX9		02/03/07 00/00/00	
RL	965374	RICEVITORE LIQUIDO V=1,5 LIQUID RECEIVER V=1,5	122	_/_/_ 00/00/00	
RL	965612	RICEVITORE LIQUIDO 5,6 LITRI CAT.1 MOD LIQUID RECEIVER 5,6 LITERS CAT.1 MOD	122 T	_/_/_ 00/00/00	
RL	995161	RICEVITORE DI LIQUIDO 0,85 LITRI LIQUID RECEIVER 0,85 LITERS	012	01/01/95 00/00/00	
SA	945547	SOPRALZO ANGOLO 1200X100 CE GN2/1 ANGULAR TOP-PANEL L=1200X100 C. ROOM GN2/1	C40	31/05/06 00/00/00	
SA	965613	ASSIEME SOPRALZO ANGOLO L= 900*100 CEL ANGULAR TOP-PANEL L= 900X100 COLD ROOM	C02	_/_/_ 00/00/00	

referim. reference	codice code	descrizione description	modello model	da...a from...to	ricambi cons. rec. spare part
SB	965470	SUPP.BACINELLA RACC.COND.ABB.081/121 CONDENSATE TRAY SUPPORT B.CHILLER 081/121	012	_/_/_ 00/00/00	
SB1	965249	STAFFA SUPP.RACC.SCARICO ABB 051-161 FRAME SUPPORT FOR JOINT DRAIN B.C. 051-161	012	26/01/07 00/00/00	
SCE	965400	SCATOLA ELET.TRIFASE ELECTRIC BOX THREE-PHASE	012 S	_/_/_ 00/00/00	
SCE	965401	SCATOLA ELET.TRIFASE ELECTRIC BOX THREE-PHASE	012 T	_/_/_ 00/00/00	
SCE	965404	SCATOLA ELET.TRIFASE ELECTRIC BOX THREE-PHASE	122 T	_/_/_ 00/00/00	
SCE	965405	SCATOLA ELET.TRIFASE ELECTRIC BOX THREE-PHASE	122 S	_/_/_ 00/00/00	
SCE	965213	QUADRO ELETTRICO MONOFASE 2,5-4 A CE MONOPHASIC ELECTRIC BOARD 2,5-4 A C.ROOM	C02	10/06/05 00/00/00	
SCE	965611	QUADRO Elett.TRIFASE 2,5-4 A THREE-PHASE ELECTRIC BOARD 2,5-4 A	C40	_/_/_ 00/00/00	
SD	965614	SOPRALZO DIRITTO L=1000 CELLE ABB. STRAIGHT TOP-PANEL L=1000 COLD ROOM	C02	_/_/_ 00/00/00	
SD	965615	SOPRALZO DIRITTO L=1400 CELLE ABB. STRAIGHT TOP-PANEL L=1400 COLD ROOM	C40	_/_/_ 00/00/00	
SD	965711	SOPRALZO DIRITTO L=1300 MM CE AB STRAIGHT TOP-PANEL L=1300 MM COLD ROOM	C40	_/_/_ 00/00/00	
SE	945559	SCROCCO ESTERNO CHIUSURA SERIE 7000 EXTERNAL SPRING LOCK 7000 SERIES	C02 / C40	31/07/06 00/00/00	
SF	965616	ASSIEME SOPR.ANT.DX L=1600X190 CE AB FRONTAL RIGHT TOP-PANEL L=1600X190 C. ROOM	C40	_/_/_ 00/00/00	
SF	965783	ASSIEME SOPRALZO ANT.DX L=1500X190 CE FRONTAL RIGHT TOP-PANEL L=1500X190 COLD ROOM	C40	_/_/_ 00/00/00	
SF	990490	ASSIEME SOPRALZO ANT.DX L=1200X190 CEL FRONTAL RIGHT TOP-PANEL L=1200X190 C. ROOM	C02	25/05/06 00/00/00	
SI	965204	SOGLIA INGRESSO CARRELLO SCC GN1/1 ENTRANCE TROLLEY THRESHOLD SCC GN1/1	C02	1/06/05 00/00/00	
SI	965205	SOGLIA INGRESSO CARRELLO SCC GN2/1 ENTRANCE TROLLEY THRESHOLD SCC GN2/1	C40	10/06/05 00/00/00	
SPL	965617	INDICATORE LIQU.CASTEL 3740/M12 ODS LIQUID INDICATOR CASTEL 3740/M12 ODS	122 T	_/_/_ 00/00/00	
SPL	996271	INDICATORE LIQU. SGN10S ODFXODM 014-02 LIQUID INDICATOR SGN10S ODFXODM 014-02	STANDARD	_/_/_ 00/00/00	
SS	945503	SPESSORE SCROCCO 30 INTERTECNICA S.70 SHIM SPRING LOCK 30 INTERTECHNICAL S.70	C02 / C40	10/11/05 00/00/00	
SSE	965288	STAFFA DX-SX SUPP. EVAPORATORE ABB.051 RIGHT/LEFT FRAME EVAPORATOR B. CHILLER 051	012	_/_/_ 00/00/00	
SSE	965406	STAFFA DX SX SUPPORTO EVAP 081-121-161 RIGHT/LEFT FRAME EVAP. 081-121-161 SUPPORT	122	_/_/_ 00/00/00	
SSE	965618	STAFFA SUPPORTO EVAPORAT.CELLA AB GN1/ RIGHT/LEFT FRAME EVAPORATOR B. CHILLER 051	C02	_/_/_ 00/00/00	
SSE	965619	SUPPORTO VENTILATORE EVAP.CELLA AB GN2 FRAME BEARING EVAPORATOR FAN COLD ROOM GN2	C40	_/_/_ 00/00/00	
SST	965568	SCATOLA PER STAMPANTE ABB051 PRINTER BOX BLAST CHILLER 051		_/_/_ 00/00/00	
ST	996415	STAMPANTE PER SCHEDA EVCO PRINTER FOR EVCO ENCODER		03/11/06 00/00/00	
T	990319	TRASFORMATORE 230/24V 17VA 50/60HZ TRANSFORMER 230/24V 17VA 50/60HZ	R_M	08/09/00 00/00/00	●
TB	945094	TAPPO CHIUDIFORO D=19 BIANCO PLUG COVERING CAP D=19 WHITE	C40	29/06/00 00/00/00	
TF	996590	TAPPO FUSIBILE UL A-14059 FUSE PLUG UL A-14059	122	_/_/_ 00/00/00	

riferim. reference	codice code	descrizione description	modello model	da...a from...to	ricambi cons. rec. spare part
TG	945283	TAPPO CHIUDIFORO D=19 GRIGIO PLUG COVERING CAP D=19 GREY	C02	29/06/00 00/00/00	
TPS	965281	TAPPO PILETTA DI SCARICO ABS H=74 FLOOR DRAIN PLUG ABS H=74	012	22/02/07 00/00/00	
TPS	965747	TAPPO PILETTA DI SCARICO 1'G ABS FLOOR DRAIN PLUG 1'G ABS	122	_/_/_ 00/00/00	
TS	965529	TUBO SCAMBIATORE EXCHANGER TUBE	RDM122	_/_/_ 00/00/00	
TS	965620	SCAMBIATORE HE 1.5 ASP18-MAN12 CELLA EXCHANGER HE 1.5 ASP18-MAN12 COLD ROOM	122 / C02	_/_/_ 00/00/00	
TS	965621	SCAMBIATORE HE 4.0 ASP28-MAN12 CELLA A EXCHANGER HE 4.0 ASP28-MAN12 COLD ROOM	C40	_/_/_ 00/00/00	
TS1	996542	GUAINA SPIRALATA GRIGIA D=16 PVC AL M. GREY SPIRAL SHEATHING D=16 PVC	012 / 122	_/_/_ 00/00/00	
TS2	995512	RACCORDO DI SCARICO AP350 FLESSIBIL JOINT DRAIN AP350 FLESSIBIL	012 / 122	01/01/95 00/00/00	
V1	995508	VALVOLA SOLENOIDE 3/8" A SILDARE 230V SOLENOID VALVE 3/8" TO SOLDER 230V	122	_/_/_ 00/00/00	●
V1	995868	VALVOLA SOLENOIDE 1/2' 1078/M12S 24V SOLENOID VALVE 1/2' 1078/M12S 24V	C02 / C40	01/02/99 00/00/00	●
VC	995932	ASS.VASCHETTA EVAPORA CONDENSA ABBATT. EVAPORATOR COND. TRAY ASSEMBLY B. CHILLER	012 T/122	05/03/07 00/00/00	
VE	995863	VALV.TERMOSTAT.'TES5'(-40-5) MOP0 R404 THERMOSTATIC VALVE 'TES5'(-40-5) MOP0 R404	RDMC02 / RDRC40	15/09/98 00/00/00	
VE	995864	VALV.TERMOST.'TES5'(-40-15) MOP-10 R40 THERMOSTATIC VALVE 'TES5' (-40-15) MOP-10 R40		15/09/98 00/00/00	
VE	996258	VALV.TES2 68Z3442 ODF -40-5 MOP 0 R4 THERMOSTATIC VALVE ODF -40-5 MOP 0 R4	RDRC02	07/09/04 00/00/00	
VE	996259	VALVOLA TES2 68Z3648 ODF -40-15 MOP-10 R4 VALVE TES2 68Z3648 ODF -40-15 MOP-10 R4	RCM012 / RCM122 / RD	07/09/04 00/00/00	
VM	995867	VALVOLA COMPENSAZIONE MINIELEBAR BT COMPENSATION VALVE MINIELEBAR BT	C02 / C40	07/09/04 00/00/00	
XA	965525	MORSETTO PHOENIX MSTB 2,5/2-ST PAS=5 PHOENIX TERMINAL MSTB 2,5/2-ST PAS=5		_/_/_ 00/00/00	
XB	965526	MORSETTO PHOENIX MSTB 2,5/3-ST PAS=5 PHOENIX TERMINAL MSTB 2,5/3-ST PAS=5		_/_/_ 00/00/00	
XC	996591	MORSETTO PHOENIX MSTB 2,5/4-ST PAS=5 PHOENIX TERMINAL MSTB 2,5/4-ST PAS=5	012 / 122	_/_/_ 00/00/00	
XH	965528	MORSETTO PHOENIX MSTB 2,5/8-ST PAS=5 PHOENIX TERMINAL MSTB 2,5/8-ST PAS=5		_/_/_ 00/00/00	
Y1	996547	TERMICA MOELLER ZE 6,0 (4-6A) TELEMECANIQUE THERMAL ZE 6,0 (4-6A)	012 / 122 S	_/_/_ 00/00/00	●
Y3	965322	TERMICA MOELLER ZB12-12 THERMAL RELAY ZB12-12	122T / _C_	26/02/07 00/00/00	
Y3	996547	TERMICA MOELLER ZE 6,0 (4-6A) THERMAL RELAY ZE 6,0 (4-6A)	012 / 122S / _D_	_/_/_ 00/00/00	