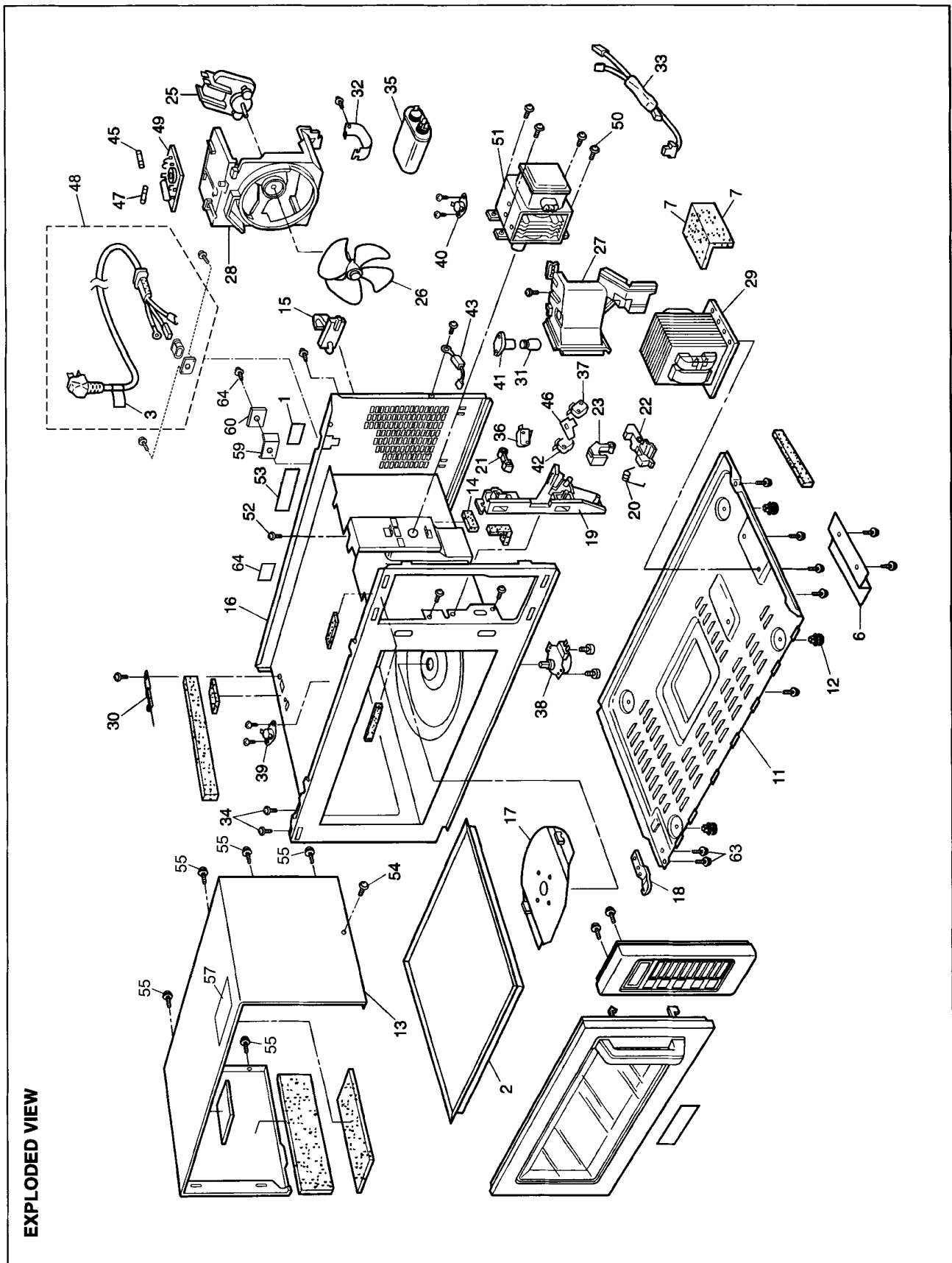


10 EXPLODED VIEW AND PARTS LIST

10.1. EXPLODED VIEW



10.2. PARTS LIST

NOTE:

1. When ordering replacement part(s), please use part number(s) shown in this part list.

Do not use description of the part.

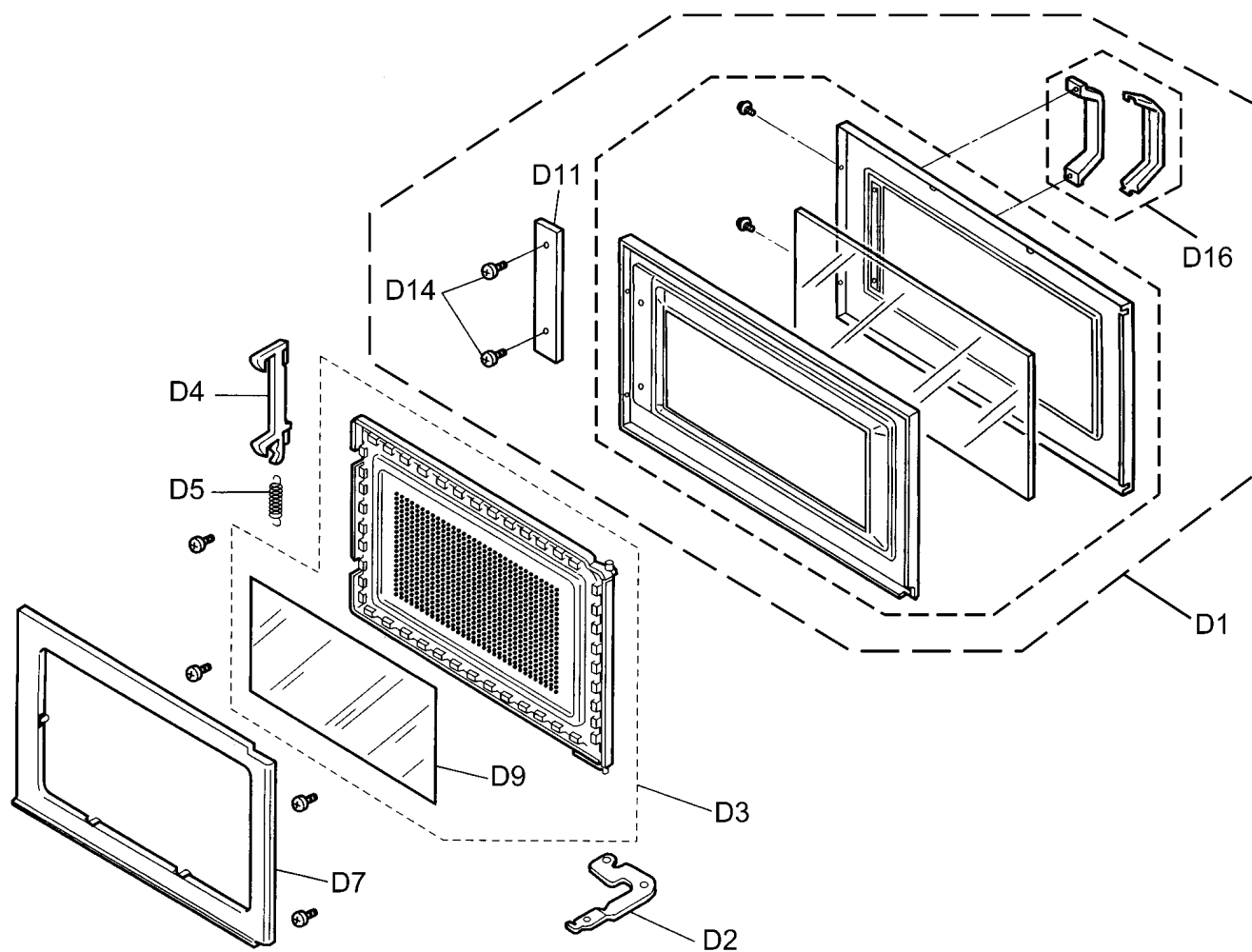
2. Important safety notice:

Components identified by \triangle mark have special characteristics important for safety.

When replacing any of these components, use only manufacture's specified parts.

Ref. No.		Part No.	Part Name & Description	Pcs/Set	Remarks
1		Z00064080BP	CAUTION LABEL	1	BTQ
1		Z00068K30EU	CAUTION LABEL	1	ETG
2		Z010T3700BP	SHELF	1	
3		Z02395G50BP	CORD LABEL	1	BTQ
6		Z10403700BP	BASE BRACKET	1	
7		Z0912000FF	CUSHION RUBBER B	2	
11		Z10013700BP	BASE	1	
12		Z1008-1180	RUBBER FOOT	4	
13		Z11553700BP	CABINET BODY (U)	1	INCLUDING CUSHION RUBBER & INSULATION SHEET
14		Z10498K30BP	CUSHION RUBBER	1	
15		Z11406V00HP	STOPPER	1	
16	\triangle	Z200A3700GP	OVEN CAVITY	1	
17		Z203P3700BP	ANTENNA (U)	1	
18		Z30073700BP	LOWER HINGE	1	
19	\triangle	Z3020-1480	DOOR HOOK A	1	
20		Z3097-1480	SPRING	1	
21		Z3136-1480	HOOK SPACER A	1	
22		Z3137-1480	HOOK SPACER B	1	
23		Z3138-1480	HOOK SPACER C	1	
25	\triangle	Z400A3700BP	FAN MOTOR	1	
26		Z4008-1480	FAN BLADE	1	
27		Z40253700BP	AIR GUIDE A	1	
28		Z41445540AP	ORIFICE	1	
29	\triangle	Z622B3700HN	H.V. TRANSFORMER	1	
30	\triangle	Z030F8K30BP	TEMP SENSOR W/LEAD WIRE (U)	1	1037 BTQ/ETG (INCLUDING OVEN TEMP SENSOR)
31		Z60304080BP	INCANDESCENT LAMP	1	
32		Z6037-3700	CAPACITOR BRACKET	1	
33		Z606V3700BP	PROTECTOR DIODE (U)	1	
34		ZYFBE4+AF8	SCREW	2	FOR UPPER HINGE
35	\triangle	Z60903700GP	H.V. CAPACITOR	1	
36	\triangle	Z6142-1450	MICRO SWITCH	1	(V-16G-3C26-M) PRIMARY LATCH SWITCH
37	\triangle	Z6142-1450	MICRO SWITCH	1	1027 BTQ/ETG (V-16G-3C26-M) PRIMARY LATCH SWITCH
37	\triangle	Z61425180AP	MICRO SWITCH	1	1037 BTQ/ETG (L-3C2-2) SECONDARY LATCH SWITCH
38	\triangle	Z61443660AP	ANTENNA MOTOR	1	
39	\triangle	Z61454000AP	THERMAL CUTOUT	1	1027 BTQ/ETG (FOR OVEN)
40	\triangle	Z61455840GP	THERMAL CUTOUT	1	(FOR MAGNETRON)
41		Z61524000AP	SOCKET	1	
42	\triangle	ZNE6161-3X0	MICRO SWITCH	1	(V-16G-2C25) SHORT SWITCH
43		Z6202-3280	DIODE, SI	1	
45	\triangle	Z62304210BP	FUSE	1	(10A)
46		Z63064000AP	INSULATION SHEET R	1	1027 BTQ/ETG
47	\triangle	Z65953700BP	FUSE B	1	(2.5A)
48	\triangle	Z910C3700BP	AC CORD W/PLUG (U)	1	BTQ (NOT INCLUDING CORD LABEL)
48	\triangle	Z910C3710GP	AC CORD W/PLUG (U)	1	ETG
49		Z692Y3710BP	NOISE FILTER (U)	1	1027 BTQ/ETG
49		Z692Y3700BP	NOISE FILTER (U)	1	1037 BTQ/ETG
50		ZTWFA4+12T	SCREW	4	FOR MAGNETRON
51	\triangle	Z2M244-M6J1P	MAGNETRON	1	
52		ZYDFB4+EE12F	SCREW	1	FOR EARTH
53		Z00078K40SBP	NAME PLATE	1	1027 BTQ
53		Z00078K40SEU	NAME PLATE	1	1027 ETG
53		Z00078K30SBP	NAME PLATE	1	1037 BTQ
53		Z00078K30SEU	NAME PLATE	1	1037 ETG
54		ZTC4+12BC	SCREW	1	FOR CABINET BODY SIDE
55		ZTWAFE4+8S	SCREW	5	FOR CABINET BODY
57		Z00958K30BP	CAUTION LABEL B	1	BTQ
57		Z00958K30EU	CAUTION LABEL B	1	ETG
59		ZWNANE65GV	BRACKET	1	
60		Z66623170GP	EARTH BRACKET	1	
63		ZTWFA4+12LR	SCREW	2	FOR LOWER HINGE
64		ZYF6+F20FUJ	SCREW	1	

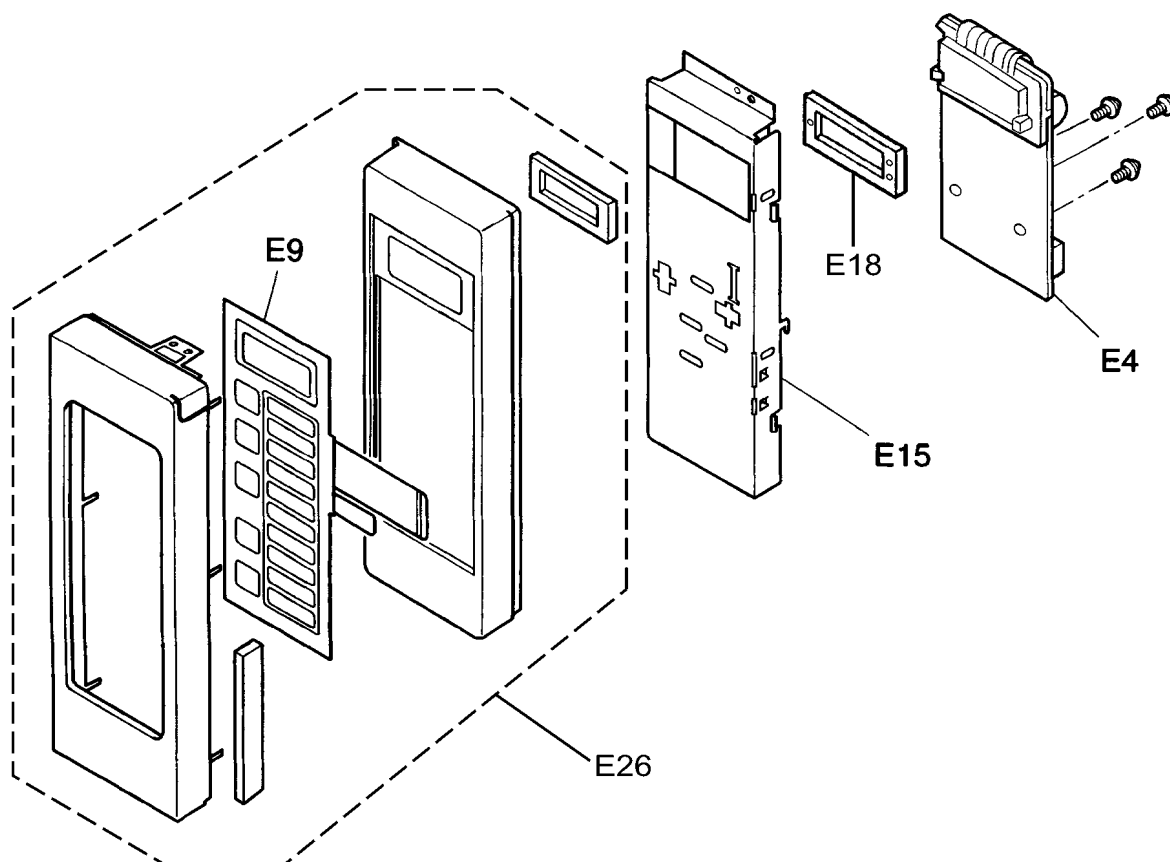
10.3. DOOR ASSEMBLY



Ref. No.		Part No.	Part Name & Description	Pcs/Set	Remarks
D1	⚠	Z302A3700SHP	DOOR A (U)	1	1037 BTQ/ETG (INCLUDING DOOR PANEL)
D1	⚠	Z302A3710SBP	DOOR A (U)	1	1027 BTQ/ETG (INCLUDING DOOR PANEL)
D2		Z30063700BP	UPPER HINGE	1	
D3	⚠	Z302K3700BP	DOOR E (U)	1	
D4		Z3018-1480	DOOR KEY A	1	
D5		Z30214000AP	DOOR KEY SPRING	1	
D7	⚠	Z30858960HN	DOOR C	1	
D9		Z31453700BP	DOOR SCREEN A	1	
D11		Z32863700AP	HANDLE SPACER	1	
D14		ZTN4+16Q	SCREW	2	
D16		Z301F6P00AP	HANDLE (U)	1	

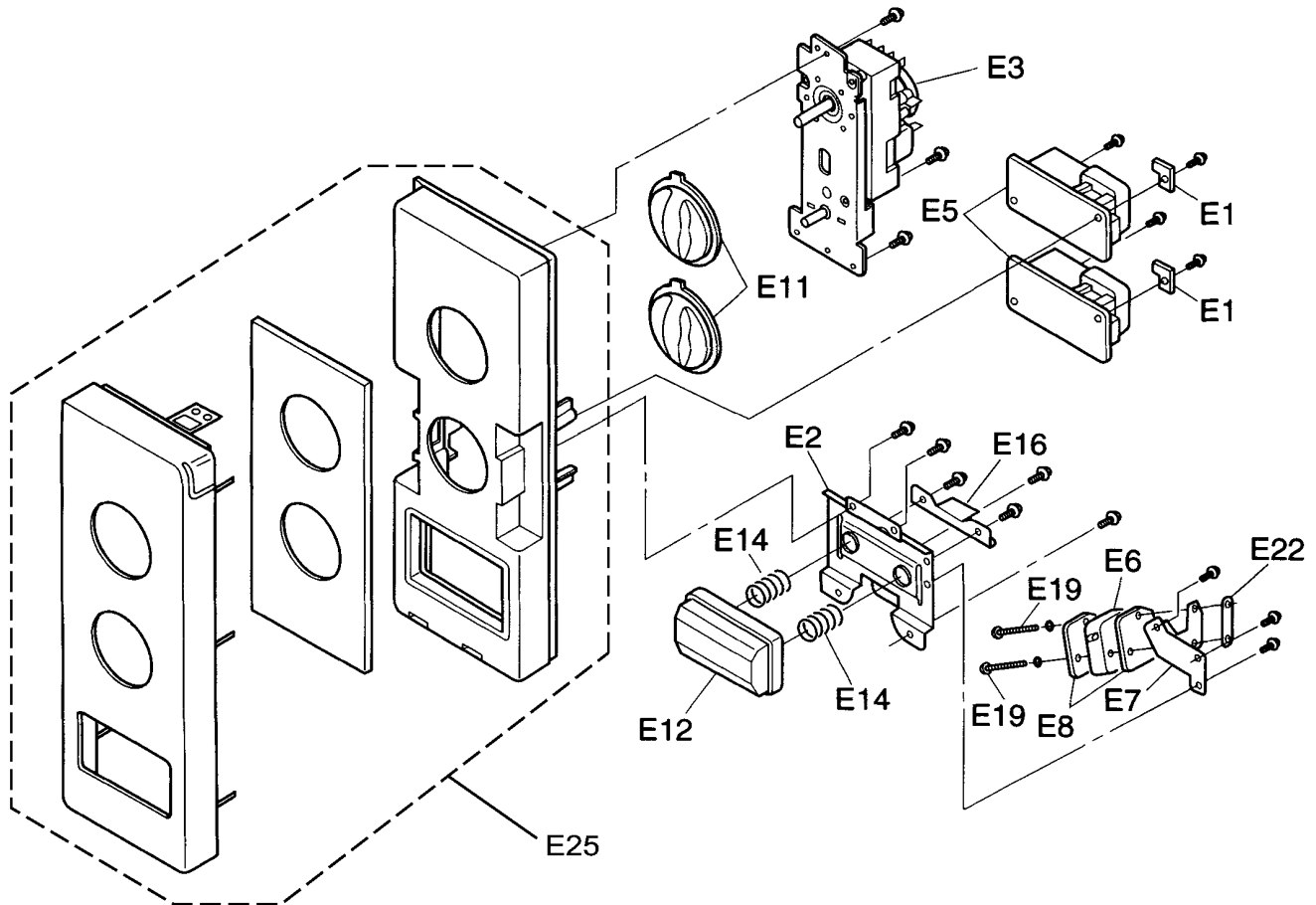
10.4. ESCUTCHEON BASE ASSEMBLY

10.4.1. NE-1037



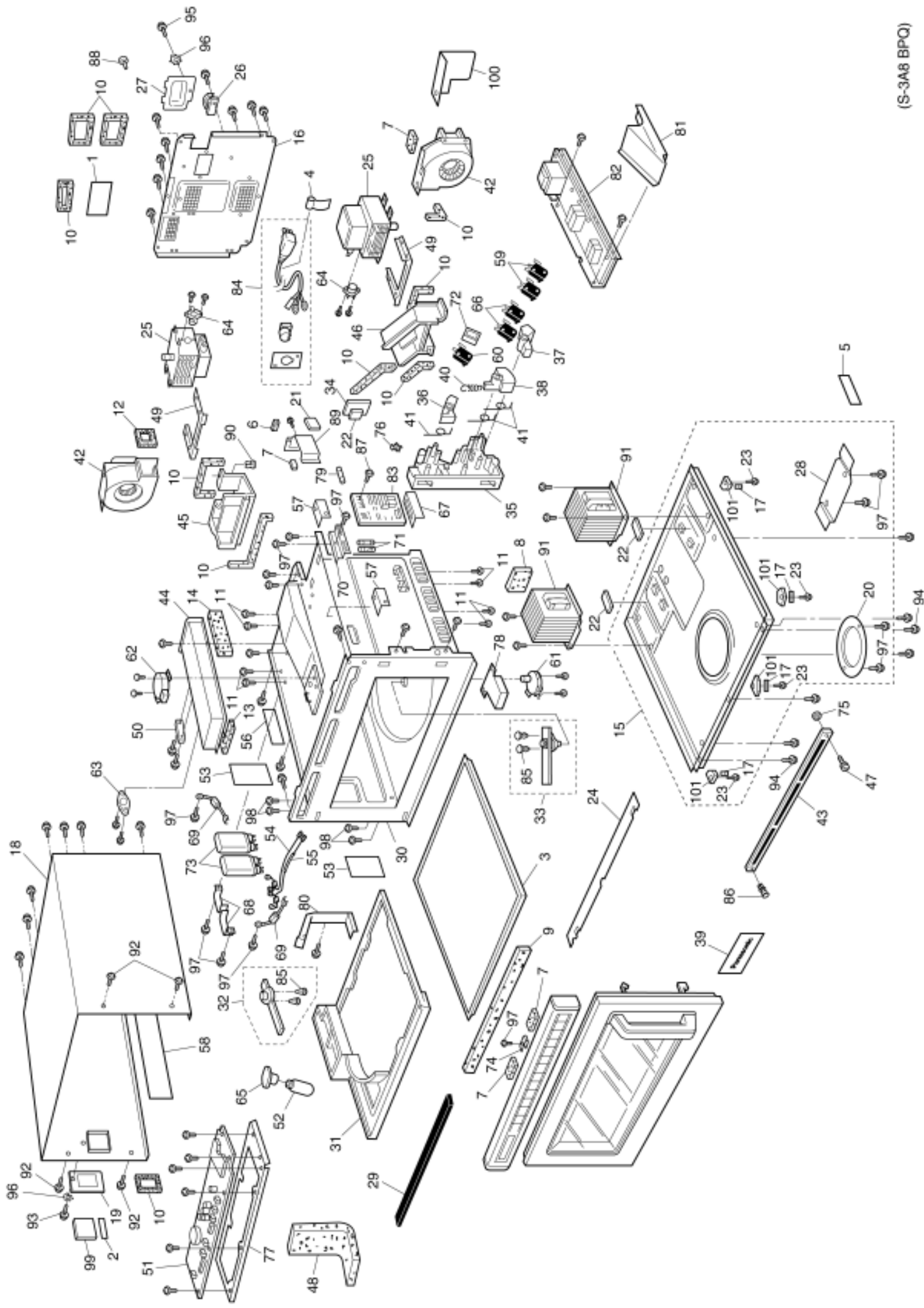
Ref. No.	Part No.	Part Name & Description	Pcs/Set	Remarks
E4	Z603L3700EU	D.P.CIRCUIT (U)	1	1037 BTQ/ETG
E9	Z630Y8K30BP	MEMBRANE SWITCH (U)	1	1037 BTQ/ETG
E15	Z81273700AP	BACK PANEL	1	1037 BTQ/ETG
E18	Z83428K30BP	CUSHION RUBBER B	1	1037 BTQ/ETG
E26	Z800L8K30BP	ESCUTCHEON BASE (U)	1	1037 BTQ/ETG

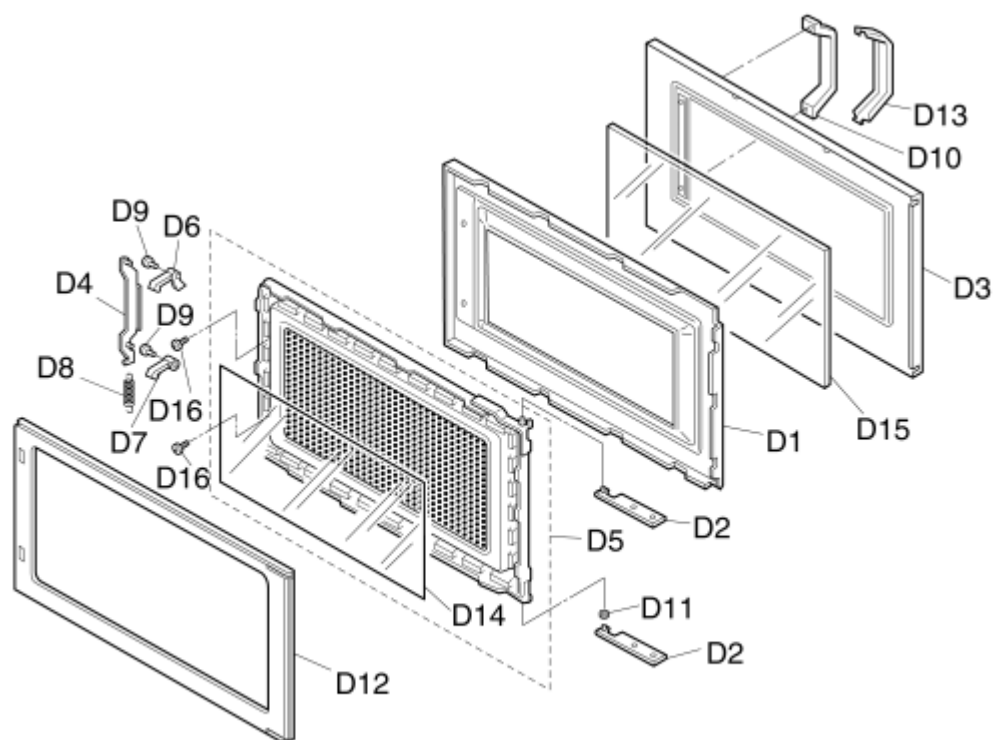
10.4.2. NE-1027



Ref. No.	Part No.	Part Name & Description	Pcs/Set	Remarks
E1	Z62383710BP	SPACER	2	1027 BTQ/ETG
E2	Z600X8K40BP	START SWITCH BRACKET	1	1027 BTQ/ETG
E3	Z60018060BP	TIMER	1	1027 BTQ/ETG
E5	Z606X3710BP	INRUSH REDUCING CIRCUIT	2	1027 BTQ/ETG
E6	Z6142-1450	MICRO SWITCH	1	1027 BTQ/ETG
E7	Z61623710BP	START SWITCH BRACKET	1	1027 BTQ/ETG
E8	ZNE6306910AP	INSULATION SHEET R	2	1027 BTQ/ETG
E11	Z80203710BP	TIMER KNOB	2	1027 BTQ/ETG
E12	ZNE8024P00RN	COOK BUTTON	1	1027 BTQ/ETG
E14	ZNE8037P00RN	COOK BUTTON SPRING	2	1027 BTQ/ETG
E16	Z81903710BP	COOK LEVER	1	1027 BTQ/ETG
E19	ZTN3+F16S	SCREW	1	1027 BTQ/ETG
E22	Z6633P60AP	SPACER B	1	1027 BTQ/ETG
E25	Z800L8K40BP	ESCUTCHEON BASE (U)	1	1027 BTQ/ETG


EXPLODED VIEW





























(S-3A8 BPQ)

Ref. No.	Part No.	Part Name & Description	Pcs/Set	Remarks
<u>1</u>	A00064080BP	CAUTION LABEL	1	FOR BPQ
1	ANE00062Q0EP	CAUTION LABEL	1	FOR EUG
<u>2</u>	ANE0072Z70GP	CAUTION LABEL	1	
<u>3</u>	ANE010T8U0AP	SHELF	1	
<u>4</u>	A02393A80BP	CORD LABEL	1	FOR BPQ
<u>5</u>	A05243A80BP	NAME LABEL	1	NE-2156BPQ
5	A05243A90BP	NAME LABEL	1	NE-2146BPQ
5	A05243A80EU	NAME LABEL	1	NE-2156EUG
5	A05243A90EU	NAME LABEL	1	NE-2146EUG
5	A05243A30EU	NAME LABEL	1	NE-1656EUG
<u>6</u>	ANE0901000CD	CUSHION RUBBER A	1	
<u>7</u>	ANE000Z000AD	CUSHION RUBBER A	4	NE-2156,NE-1656
<u>7</u>	ANE000Z000AD	CUSHION RUBBER A	3	NE-2146
<u>7</u>	ANE000Z000AD	CUSHION RUBBER A	4	NE-2156,NE-1656
<u>7</u>	ANE000Z000AD	CUSHION RUBBER A	4	NE-2156,NE-1656
<u>8</u>	ANE0911000MG	CUSHION RUBBER B	1	
<u>9</u>	A8251-3180	SPACER	1	
<u>10</u>	ANE000Z000AA	CUSHION RUBBER C	10	
<u>10</u>	ANE000Z000AA	CUSHION RUBBER C	10	
<u>10</u>	ANE000Z000AA	CUSHION RUBBER C	10	
<u>10</u>	ANE000Z000AA	CUSHION RUBBER C	10	
<u>10</u>	ANE000Z000AA	CUSHION RUBBER C	10	
<u>10</u>	ANE000Z000AA	CUSHION RUBBER C	10	
<u>10</u>	ANE000Z000AA	CUSHION RUBBER C	10	
<u>10</u>	ANE000Z000AA	CUSHION RUBBER C	10	
<u>10</u>	ANE000Z000AA	CUSHION RUBBER C	10	
<u>11</u>	XYEANE5+C16T	SCREW	8	5X16(FOR MAGNETRON)
<u>11</u>	XYEANE5+C16T	SCREW	8	5X16(FOR MAGNETRON)
<u>11</u>	XYEANE5+C16T	SCREW	8	5X16(FOR MAGNETRON)
<u>11</u>	XYEANE5+C16T	SCREW	8	5X16(FOR MAGNETRON)
<u>12</u>	ANE000Z000AB	CUSHION RUBBER C	1	
<u>13</u>	ANE0962000AP	CUSHION RUBBER D	1	
<u>14</u>	ANE0962000AV	CUSHION RUBBER D	1	
<u>15</u>	A100A-3280	BASE	1	W/OUT FOOT & RUBBER FOOT (NOTE)
<u>16</u>	A100Q-3280	BACK PANEL	1	
<u>17</u>	A1008-3280	RUBBER FOOT	4	
<u>17</u>	A1008-3280	RUBBER FOOT	4	
<u>17</u>	A1008-3280	RUBBER FOOT	4	

17	A1008-3280	RUBBER FOOT	4	
18	ANE10098U0AP	CABINET BODY	1	
19	ANE10268U0AP	LAMP COVER	1	
20	ANE10288U0AP	ANTENNA MOTOR COVER	1	
21	ANE10498U0AP	CUSHION RUBBER	1	
22	ANE1062-8U0	CUSHION RUBBER B	3	
22	ANE1062-8U0	CUSHION RUBBER B	3	
22	ANE1062-8U0	CUSHION RUBBER B	3	
23	XTWANE3+8EX	SCREW	4	3X8(FOR FOOT)
23	XTWANE3+8EX	SCREW	4	3X8(FOR FOOT)
23	XTWANE3+8EX	SCREW	4	3X8(FOR FOOT)
23	XTWANE3+8EX	SCREW	4	3X8(FOR FOOT)
24	ANE11268U0AP	BASE BRACKET	1	
25	2M244-M1G	MAGNETRON	2	 NE-2156 NE-2146
25	2M210-M1G	MAGNETRON	2	 NE-1656
26	ANE11408A0AG	STOPPER	1	
27	A11543170GP	BACK PANEL COVER	1	
28	ANE11668U0AP	BASE METAL	1	
29	ANE11748U0AP	SPACER	1	
30	A200A-3280	OVEN	1	
31	A2011-3280S	CEILING PLATE	1	
32	A202K-3850	ANTENNA(U)	1	
33	A202R3320GP	ANTENNA B(U)	1	
34	ANE21208U0AP	SPACER	1	
35	A3020-3850	DOOR HOOK	1	
36	A3136-3470	HOOK SPACER A	1	
37	A3137-3850	HOOK SPACER B	1	
38	A3138-3470	HOOK SPACER C	1	
39	A31863A30EU	DOOR PANEL	1	NE-1656
39	A31863A80BP	DOOR PANEL	1	NE-2156
39	A31863A90BP	DOOR PANEL	1	NE-2146
40	ANE32398U0AP	SPRING	1	
41	ANE32628U0AP	SPRING	3	
41	ANE32628U0AP	SPRING	3	
42	A400A3310GP	FAN MOTOR	2	 55W
42	A400A3310GP	FAN MOTOR	2	 55W
43	A400B-3280	AIR FILTER FLAME	1	

44	A400K-3180	EXHAUST GUIDE	1	
45	ANE40258U0AP	AIR GUIDE A	1	UPPER
46	ANE40268U0AP	AIR GUIDE B	1	LOWER
47	A4091-3280	SCREW	1	FOR AIR FILTER FRAME
48	ANE41038U0AP	AIR GUIDE CUSHION B	1	
49	ANE50328U0AP	MAGNETRON BRACKET	2	
49	ANE50328U0AP	MAGNETRON BRACKET	2	
50	A601L5150AP	TEMP SENSOR	1	
51	A603L3A30EU	D.P.CIRCUIT(U)	1	 NE-1656
51	A603L3A80BP	D.P.CIRCUIT(U)	1	 NE-2156
51	A603L3320GP	D.P.CIRCUIT(U)	1	 NE-2146
52	ANE6030Q50GN	INCANDESCENT LAMP	1	 (240V 25W)
53	ANE60408UAP	OVEN LAMP SHEET	2	
53	ANE60408UAP	OVEN LAMP SHEET	2	
54	A606V-3280	PROTECTOR DIODE	1	CONNECTOR COLOUR:RED
55	A606W-3280	PROTECTOR DIODE B	1	CONNECTOR COLOUR:BLUE
56	ANE60708U0BP	INSULATION SHEET A	1	
57	A6070-3280	INSULATION SHEET A	2	
57	A6070-3280	INSULATION SHEET A	2	
58	A60713310BP	INSULATION SHEET B	1	
59	ANE6142-F60	MICROSWITCH	2	 (V-15G-3C26)SECONDARY LATCH SWITCH
60	ANE61424L0AG	MICROSWITCH	1	 (V-16G-3C26)PRIMARY LATCH SWITCH
61	A6144-3280	ANTENNA MOTOR	1	 LOWER(2.5W)
62	A61446030AP	ANTENNA MOTOR	1	 UPPER(2.5W)
63	A61454000AP	THERMAL CUTOUT	1	 FOR OVEN
64	A61454210AP	THERMAL CUTOUT	2	 FOR MAGNETRON
64	A61454210AP	THERMAL CUTOUT	2	 FOR MAGNETRON
65	ANE61522Q0BP	SOCKET	1	
66	ANE6161-3X0	MICROSWITCH	2	 (V-16G-1C25)SHORT SWITCH
67	A6170-3280	INSULATION SHEET C	1	
68	ANE61888U0AP	CAPACITOR BRACKET	2	
69	A6202-3280	DIODE,SI	2	NE-2156,NE-2146
69	A62024000AP	DIODE,SI	2	NE-1656
70	ANE62298U0AP	MOUNTING BRACKET	1	
71	A62303A80BP	FUSE	2	 NE-2156,NE-2146(12A)
71	A62304210BP	FUSE	2	 NE-1656(10A)
72	ANE6238X20AP	SPACER	1	
73	A63903A80BP	H.V.CAPACITOR	2	 NE-2156,NE-2146(1.14MF,AC2300V)

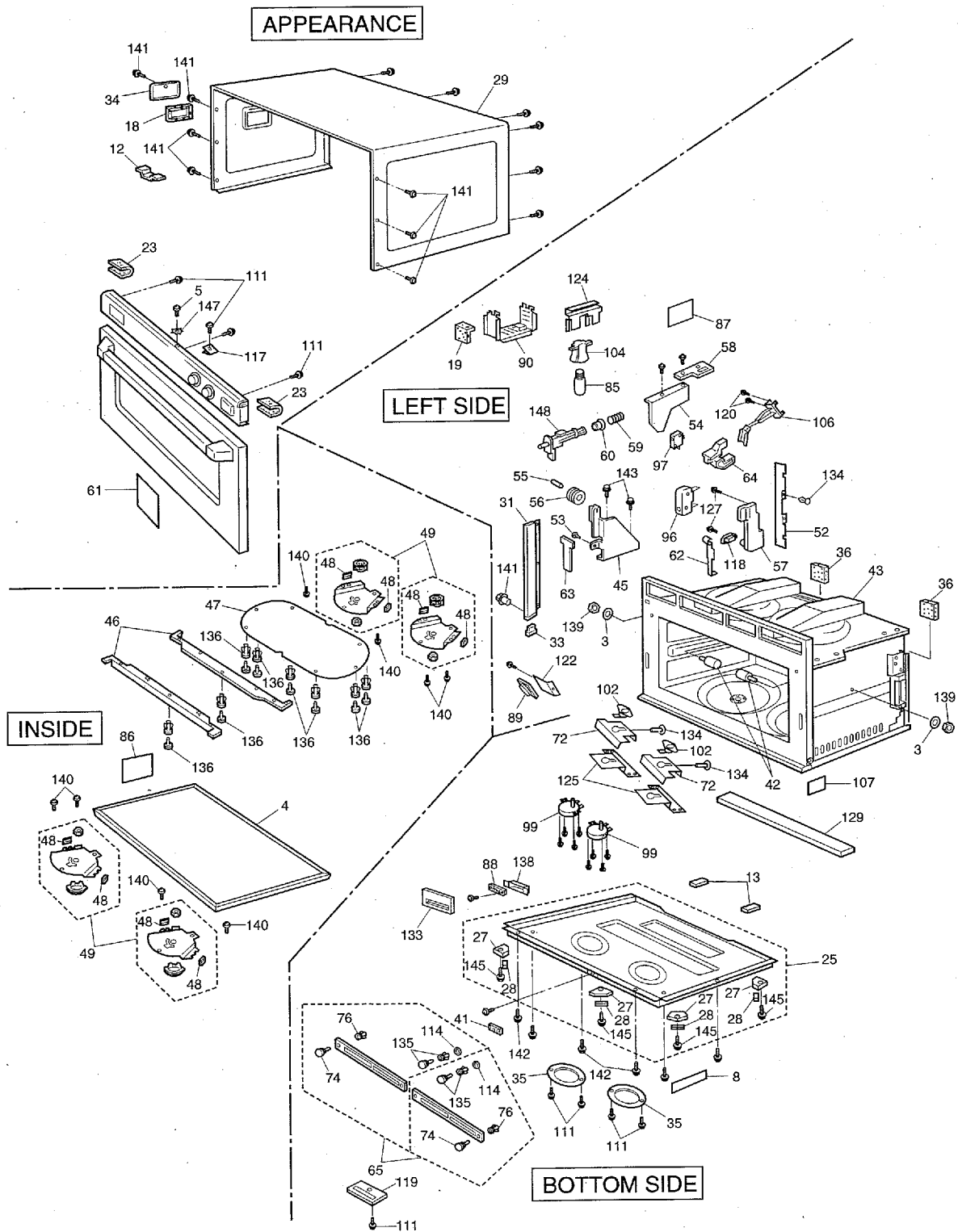
73	A63903430GP	H.V.CAPACITOR	2	 NE-1656(0.93MF,AC2300V)
74	ANE64086Q0AP	WASHER	1	NE-2156,NE-1656
75	A6408-3280	WASHER	1	FOR AIR FILTER FRAME
76	ANE65448U0AP	SPACER A	1	
77	A6585-3280	P.C.B.HOLDER	1	
78	A65943030GP	MOTOR COVER	1	
79	A65953170GP	FUSE	1	 (1.25A)
80	ANE66038U0BP	OVEN LAMP BRACKET	1	
81	A6688-3180	COVER	1	
82	A692M3310GP	L.V.TRANSFORMER(U)	1	
83	A692Y3A90BP	NOISE FILTER(U)	1	
84	A910A3A80BP	AC CORD W/OUT PLUG(U)	1	 BPQ
84	A910A3310GP	AC CORD W/PLUG (U)	1	 EUG
85	ANE900T8V0AP	CLIP	2	FOR ANTENAA(U) ANTENNA B (U)
85	ANE900T8V0AP	CLIP	2	FOR ANTENAA(U) ANTENNA B (U)
86	ANE90828U0AP	CLIP(BLACK)	1	FOR AIR FILTER FRAME
87	XYN40F10BN	SCREW	1	4X10(FOR NOISE FILTER(U))
88	ANE91438U0AP	CLIP(GRAY)	1	FOR BACK PANEL
89	ANE91448U0AP	BRACKET	1	
90	ANE91628U0AP	CLIP B	1	FOR AIR GUIDE A
91	A622A3A80EU	H.V.TRANSFORMER	2	 NE-2156 NE-2146
91	A622A3310GP	H.V.TRANSFORMER	2	 NE-1656(1.5KVA)
92	XTC4+10BC	SCREW	4	4X10(FOR CABNET BODY)
92	XTC4+10BC	SCREW	4	4X10(FOR CABNET BODY)
92	XTC4+10BC	SCREW	4	4X10(FOR CABNET BODY)
93	XTC4+10FC	SCREW	1	4X10(FOR LAMP COVER)
94	XTC4+12BK	SCREW(BLACK)	2	4X12(FOR BASE)
94	XTC4+12BK	SCREW(BLACK)	2	4X12(FOR BASE)
95	XTT4+8E	SCREW	1	4X8(FOR BACK PANEL COVER)
96	XWC4BPN	WASHER	2	FOR BACK PANEL COVER LAMP COVER)
96	XWC4BPN	WASHER	2	FOR BACK PANEL COVER LAMP COVER)
97	XYD4+EE12F	SCREW	10	NE-2146(4X12)FOR MOUNTING BRACKET,/DIODE,CAPACITOR BRACKET,AC CORD,/ANTENNA MOTOR COVER,BASE METAL
97	XYD4+EE12F	SCREW	11	NE-2156,NE-1656(4X12)FOR MOUNTING BRACKET,/DIODE ,CAPACITOR BRACKET,AC CORD,/ANTENNA MOTOR COVER ,BASE METAL,WASHER
97	XYD4+EE12F	SCREW	10	NE-2146(4X12)FOR MOUNTING BRACKET,/DIODE,CAPACITOR BRACKET,AC CORD,/ANTENNA MOTOR COVER,BASE METAL
97	XYD4+EE12F	SCREW	10	NE-2146(4X12)FOR MOUNTING BRACKET,/DIODE,CAPACITOR BRACKET,AC CORD,/ANTENNA MOTOR COVER,BASE METAL
97	XYD4+EE12F	SCREW	10	NE-2146(4X12)FOR MOUNTING BRACKET,/DIODE,CAPACITOR BRACKET,AC CORD,/ANTENNA MOTOR COVER,BASE METAL
97	XYD4+EE12F	SCREW	10	NE-2146(4X12)FOR MOUNTING BRACKET,/DIODE,CAPACITOR BRACKET,AC CORD,/ANTENNA MOTOR COVER,BASE METAL

<u>97</u>	XYD4+EE12F	SCREW	10	NE-2146(4X12)FOR MOUNTING BRACKET,/DIODE,CAPACITOR BRACKET,AC CORD,/ANTENNA MOTOR COVER,BASE METAL
<u>98</u>	XSWANE5+10U	SCREW	4	5X10(FOR HINGE)
<u>98</u>	XSWANE5+10U	SCREW	4	5X10(FOR HINGE)
<u>99</u>	A10923310GP	INTERRUPTION COVER B	1	
<u>100</u>	A61713A80BP	INSULATION SHEET D	1	
<u>101</u>	A1007-3280	FOOT A	4	
<u>101</u>	A1007-3280	FOOT A	4	
<u>101</u>	A1007-3280	FOOT A	4	
<u>101</u>	A1007-3280	FOOT A	4	

Ref. No.	Part No.	Part Name & Description	Pcs/Set	Remarks
<u>D1</u>	ANE3003-3510	DOOR FRAME(U)	1	
<u>D2</u>	ANE30078U0AP	HINGE	2	
<u>D2</u>	ANE30078U0AP	HINGE	2	
<u>D3</u>	ANE301A8U0AP	DOOR A	1	
<u>D4</u>	ANE301H-3850	DOOR KEY LEVER B	1	
<u>D5</u>	ANE301Q-3500	DOOR E(U)	1	
<u>D6</u>	ANE3018-3850	DOOR KEY	1	
<u>D7</u>	ANE3019-3850	DOOR KEY B	1	
<u>D8</u>	ANE30218U0AP	DOOR KEY SPRING	1	
<u>D9</u>	ANE30562Q0AP	HANDLE PIN	2	
<u>D9</u>	ANE30562Q0AP	HANDLE PIN	2	
<u>D10</u>	A30703170GP	HANDLE PIECE A	1	
<u>D11</u>	ANE3081P60AP	DOOR HINGE SPACER	1	
<u>D12</u>	ANE30858U0AP	DOOR C	1	
<u>D13</u>	ANE31348U0AP	HANDLE PIECE B	1	
<u>D14</u>	ANE3145-3500	DOOR SCREEN A	1	
<u>D15</u>	ANE31468U0AP	DOOR SCREEN B	1	
<u>D16</u>	XYE4+C16TS	SCREW	2	4X16(FOR DOOR E)
<u>D16</u>	XYE4+C16TS	SCREW	2	4X16(FOR DOOR E)

EXPLODED VIEW AND PARTS LIST

EXPLODED VIEW



(S-356 SPG)

[illegible]

Exploded view diagram of the right side of a mechanical assembly. The diagram shows various components and their assembly points, labeled with numbers:

- 11, 111, 80, 94, 95, 108, 109, 118, 120, 127, 132, 134, 146, 148, 16, 18, 21, 32, 37, 44, 51, 52, 53, 54, 55, 56, 57, 58, 59, 60, 62, 63, 64, 71, 82, 96, 97, 103, 105, 106, 107, 108, 109, 110, 111, 112, 113, 114, 115, 116, 117, 118, 119, 120, 121, 122, 123, 124, 125, 126, 127, 128, 129, 130, 131, 132, 133, 134, 135, 136, 137, 138, 139, 140, 141, 142, 143, 144, 145, 146, 147, 148, 149, 150, 151, 152, 153, 154, 155, 156, 157, 158, 159, 160, 161, 162, 163, 164, 165, 166, 167, 168, 169, 170, 171, 172, 173, 174, 175, 176, 177, 178, 179, 180, 181, 182, 183, 184, 185, 186, 187, 188, 189, 190, 191, 192, 193, 194, 195, 196, 197, 198, 199, 200, 201, 202, 203, 204, 205, 206, 207, 208, 209, 210, 211, 212, 213, 214, 215, 216, 217, 218, 219, 220, 221, 222, 223, 224, 225, 226, 227, 228, 229, 230, 231, 232, 233, 234, 235, 236, 237, 238, 239, 240, 241, 242, 243, 244, 245, 246, 247, 248, 249, 250, 251, 252, 253, 254, 255, 256, 257, 258, 259, 260, 261, 262, 263, 264, 265, 266, 267, 268, 269, 270, 271, 272, 273, 274, 275, 276, 277, 278, 279, 280, 281, 282, 283, 284, 285, 286, 287, 288, 289, 290, 291, 292, 293, 294, 295, 296, 297, 298, 299, 300, 301, 302, 303, 304, 305, 306, 307, 308, 309, 310, 311, 312, 313, 314, 315, 316, 317, 318, 319, 320, 321, 322, 323, 324, 325, 326, 327, 328, 329, 330, 331, 332, 333, 334, 335, 336, 337, 338, 339, 340, 341, 342, 343, 344, 345, 346, 347, 348, 349, 350, 351, 352, 353, 354, 355, 356, 357, 358, 359, 360, 361, 362, 363, 364, 365, 366, 367, 368, 369, 370, 371, 372, 373, 374, 375, 376, 377, 378, 379, 380, 381, 382, 383, 384, 385, 386, 387, 388, 389, 390, 391, 392, 393, 394, 395, 396, 397, 398, 399, 400, 401, 402, 403, 404, 405, 406, 407, 408, 409, 410, 411, 412, 413, 414, 415, 416, 417, 418, 419, 420, 421, 422, 423, 424, 425, 426, 427, 428, 429, 430, 431, 432, 433, 434, 435, 436, 437, 438, 439, 440, 441, 442, 443, 444, 445, 446, 447, 448, 449, 450, 451, 452, 453, 454, 455, 456, 457, 458, 459, 460, 461, 462, 463, 464, 465, 466, 467, 468, 469, 470, 471, 472, 473, 474, 475, 476, 477, 478, 479, 480, 481, 482, 483, 484, 485, 486, 487, 488, 489, 490, 491, 492, 493, 494, 495, 496, 497, 498, 499, 500, 501, 502, 503, 504, 505, 506, 507, 508, 509, 510, 511, 512, 513, 514, 515, 516, 517, 518, 519, 520, 521, 522, 523, 524, 525, 526, 527, 528, 529, 530, 531, 532, 533, 534, 535, 536, 537, 538, 539, 540, 541, 542, 543, 544, 545, 546, 547, 548, 549, 550, 551, 552, 553, 554, 555, 556, 557, 558, 559, 560, 561, 562, 563, 564, 565, 566, 567, 568, 569, 570, 571, 572, 573, 574, 575, 576, 577, 578, 579, 580, 581, 582, 583, 584, 585, 586, 587, 588, 589, 590, 591, 592, 593, 594, 595, 596, 597, 598, 599, 600, 601, 602, 603, 604, 605, 606, 607, 608, 609, 610, 611, 612, 613, 614, 615, 616, 617, 618, 619, 620, 621, 622, 623, 624, 625, 626, 627, 628, 629, 630, 631, 632, 633, 634, 635, 636, 637, 638, 639, 640, 641, 642, 643, 644, 645, 646, 647, 648, 649, 650, 651, 652, 653, 654, 655, 656, 657, 658, 659, 660, 661, 662, 663, 664, 665, 666, 667, 668, 669, 670, 671, 672, 673, 674, 675, 676, 677, 678, 679, 680, 681, 682, 683, 684, 685, 686, 687, 688, 689, 690, 691, 692, 693, 694, 695, 696, 697, 698, 699, 700, 701, 702, 703, 704, 705, 706, 707, 708, 709, 710, 711, 712, 713, 714, 715, 716, 717, 718, 719, 720, 721, 722, 723, 724, 725, 726, 727, 728, 729, 730, 731, 732, 733, 734, 735, 736, 737, 738, 739, 740, 741, 742, 743, 744, 745, 746, 747, 748, 749, 750, 751, 752, 753, 754, 755, 756, 757, 758, 759, 760, 761, 762, 763, 764, 765, 766, 767, 768, 769, 770, 771, 772, 773, 774, 775, 776, 777, 778, 779, 780, 781, 782, 783, 784, 785, 786, 787, 788, 789, 790, 791, 792, 793, 794, 795, 796, 797, 798, 799, 800, 801, 802, 803, 804, 805, 806, 807, 808, 809, 810, 811, 812, 813, 814, 815, 816, 817, 818, 819, 820, 821, 822, 823, 824, 825, 826, 827, 828, 829, 830, 831, 832, 833, 834, 835, 836, 837, 838, 839, 840, 841, 842, 843, 844, 845, 846, 847, 848, 849, 850, 851, 852, 853, 854, 855, 856, 857, 858, 859, 860, 861, 862, 863, 864, 865, 866, 867, 868, 869, 870, 871, 872, 873, 874, 875, 876, 877, 878,

— 29 —

PARTS LIST

NOTE : When ordering replacement part(s), please use part number(s) shown in this parts list.

Do not use description of the part.

: Important safety notice:

Components identified by \triangle mark have special characteristics important for safety.

When replacing any of these components, use only manufacturer's specified parts.

Ref. No.	Part No.	Part Name & Description	Pcs/ Set	Remarks
1	ANE00068U0EP	CAUTION LABEL	1	
2	ANE0033P10GN	FUSE LABEL	1	NE-1540,NE-1840,NE-1880
2	A00333030GP	FUSE LABEL	1	NE-2740
3	XWG5BV	WASHER	2	FOR SHELF SUPPORT
4	A010T3030GP	SHELF	1	
5	XTS4+10FC	SCREW	1	(4X10) FOR ESCUTCHEON BASE
6	ANE0239X70SP	CORD LABEL	1	
7	A02433580GP	TERMINAL LABEL	1	NE-1540,NE-1840,NE-1880
7	A02433560GP	TERMINAL LABEL	1	NE-2740
8	A05243600SP	NAME LABEL	1	NE-1540
8	A05243580SP	NAME LABEL	1	NE-1840
8	A05243590SP	NAME LABEL	1	NE-1880
8	A05243560SP	NAME LABEL	1	NE-2740
9	ANE0901000CD	CUSHION RUBBER A	1	NE-2740
10	XWNAME53GV	SPACER	1	FOR TERMINAL PLATE
11	ANE0911000DC	CUSHION RUBBER B	2	NE-2740
12	ANE0911000DF	CUSHION RUBBER B	1	
13	ANE0911000EG	CUSHION RUBBER B	2	
14	ANE0911000EH	CUSHION RUBBER B	2	NE-1540,NE-1840,NE-1880
14	ANE0911000EH	CUSHION RUBBER B	4	NE-2740
15	ANE0911000MG	CUSHION RUBBER B	2	NE-2740
16	ANE0917000EB	CUSHION RUBBER B	2	
17	ANE0921000CG	CUSHION RUBBER C	1	
18	ANE000Z000AA	CUSHION RUBBER C	15	
19	ANE0922000JE	CUSHION RUBBER C	1	
20	ANE000Z000AB	CUSHION RUBBER C	2	
21	ANE0924000AB	CUSHION RUBBER C	2	
22	ANE0961000ZL	CUSHION RUBBER D	2	
23	ANE0962000ZE	CUSHION RUBBER D	2	
24	ANE0963000AS	CUSHION RUBBER D	2	
25	A100A3560GP	BASE	1	NOTE 1 (W/FOOT,RUBBER FOOT)
26	A100Q3560GP	BACK PANEL	1	
27	A1007-3280	FOOT	4	
28	A1008-3280	RUBBER FOOT	4	
29	A10093030GP	CABINET BODY (U)	1	
30	A101H3170GP	BACK PANEL COVER C	1	
31	A10133030GP	LEFT SIDE SASH	1	
32	A10143030GP	RIGHT SIDE SASH	1	
33	A10203030GP	SASH RUBBER B	1	LEFT
34	A10263030GP	LAMP COVER	1	
35	A10283030GP	ANTENNA MOTOR COVER	2	
36	A10493030GP	CUSHION RUBBER	2	
37	A10503030GP	SASH RUBBER A	1	RIGHT
38	A10583560GP	BACK PANEL COVER A	1	
39	A10593560GP	BACK PANEL COVER B	1	
40	A11743060GP	SPACER	1	
41	A16163030GP	PANEL B (U)	1	NE-1540,NE-1840,NE-2740
41	A16163060GP	PANEL B (U)	1	NE-1880
42	A18593560GP	SHELF SUPPORT	2	
43	A200A3560GP	OVEN	1	
44	A200P3030GP	ROLLER BRACKET A	1	RIGHT
45	A200Q3030GP	ROLLER BRACKET B	1	LEFT
46	A20103030GP	CEILING PLATE B	2	

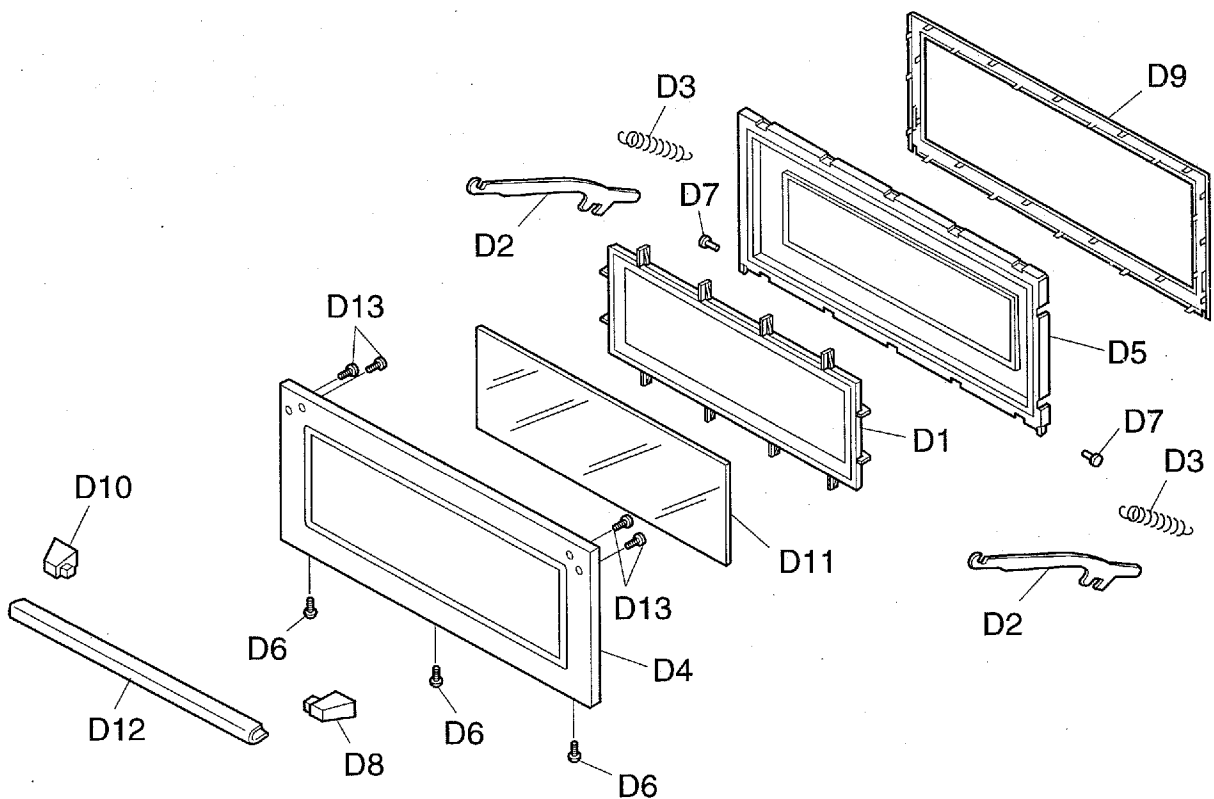
Ref. No.		Part No.	Part Name & Description	Pcs/ Set	Remarks
47		A20113030GP	CEILING PLATE A	1	
48		A20193030GP	ANTENNA STOPPER	8	
49		A202R3560GP	ANTENNA (U)	4	
50		A22173030GP	BARRIER SHEET A	1	
51		A22183030GP	BARRIER SHEET B	2	NE-2740
52		A22193030GP	BARRIER SHEET C	1	NE-1540,NE-1840,NE-1880
52		A22193030GP	BARRIER SHEET C	2	NE-2740
53		ANE3008P00RN	HINGE PIN	2	
54		A30203030GP	DOOR HOOK A	2	
55		ANE3033-560	DOOR ROLLER PIN	2	
56		ANE3034-560	DOOR GUIDE ROLLER	2	
57		A31123050GP	DOOR HOOK B	2	NE-1540,NE-1840,NE-1880
57		A31123030GP	DOOR HOOK B	2	NE-2740
58		A31363030GP	HOOK SPACER A	2	
59		ANE3155-610	SPRING	2	
60		ANE3157-610	PACKING RUBBER	2	
61		A31863600GP	DOOR PANEL	1	NE-1540
61		A31863580GP	DOOR PANEL	1	NE-1840
61		A31863590GP	DOOR PANEL	1	NE-1880
61		A31863560GP	DOOR PANEL	1	NE-2740
62		A32493030GP	DOOR SWITCH LEVER	2	
63		A32523030GP	DOOR ARM SPACER	2	
64		A33373030GP	DOOR ARM LEVER	2	
65		A400B3040AP	AIR FILTER FLAME	2	
66		A400C3040AP	EXHAUST GUIDE B	1	
67	⚠	A490W3050GP	FAN MOTOR A (K2RB220BU)	1	NE-1540,NE-1840,NE-1880 (48W)
67	⚠	A490W3030GP	FAN MOTOR A (K2RB220BU)	1	NE-2740 (55W)
68		A402N3030GP	EXHAUST GUIDE A	1	
69		A40253030GP	AIR GUIDE A	2	
70		A40263030GP	AIR GUIDE B	1	
71		A40313030GP	AIR GUIDE C	1	
72		A40423040AP	AIR GUIDE F	2	
73		A40473560GP	AIR GUIDE E	1	
74		A40923030GP	FILTER HANDLE	2	
75		A40963030GP	INSULATION SHEET	1	
76		ANE42408U0AP	FILTER HANDLE B	2	
77	⚠	A490Y3050GP	FAN MOTOR B (2RB220AU)	1	NE-1540,NE-1840,NE-1880 (48W)
77	⚠	A490Y3030GP	FAN MOTOR B (K2RB32JU)	1	NE-2740 (55W)
78		ANE50328U0AP	MAGNETRON BRACKET	2	
79		A600E3030GP	TERMINAL PLATE	1	
80		A600S3030GP	CAPACITOR BRACKET	2	
81	⚠	ANE6004P60GP	POWER RELAY	1	NE-2740
82		A601L4000AP	TEMP SENSOR	1	
83		A603M3600GP	PC BOARD B (U)	1	NE-1540
83		A603M3580GP	PC BOARD B (U)	1	NE-1840,NE-1880
83		A603M3560GP	PC BOARD B (U)	1	NE-2740
84	⚠	A603Y3560GP	L.V.TRANSFORMER (U)	1	
85		ANE6030Q50GN	INCANDESCENT LAMP	1	
86		A60403030GP	OVEN LAMP SHEET	1	
87		A60403040AP	OVEN LAMP SHEET	1	
88		A605Q3030GP	PUSH SWITCH	1	
89		A605S3030GP	PC BOARD H (U)	1	
90		A60733030GP	OVEN LAMP COVER (U)	1	
91		A608E3560GP	PC BOARD Q (U)	1	NE-2740
92		ANE6082P10GN	POWER RELAY BRACKET A	1	NE-2740
93		A60823030GP	POWER RELAY BRACKET B	1	NE-2740
94	⚠	A60903070BP	H.V.CAPACITOR	4	NE-1540 (0.53MF,AC2000V)
94	⚠	A60903050BP	H.V.CAPACITOR	4	NE-1840,NE-1880 (0.63MF,AC2000V)
94	⚠	A63903310GP	H.V.CAPACITOR	4	NE-2740 (0.82MF,AC2300V)
95		A61073030GP	PARTS BRACKET B	1	

Ref. No.		Part No.	Part Name & Description	Pcs/ Set	Remarks
96	⚠	ANE6142-F60	MICROSWITCH	2	NE-1540,NE-1840,NE-1880 (V-15G-3C26) SECONDARY LATCH SWITCH
96	⚠	A61423030GP	MICROSWITCH	2	NE-2740 (A-20G7-3C108) SECONDARY LATCH SWITCH
97	⚠	ANE61424L0AG	MICROSWITCH	2	(V-16G-3C26) PRIMARY LATCH SWITCH
98		XWNANE65GV	SPACER	1	FOR BACK PANEL COVER C
99	⚠	A6144-3280	ANTENNA MOTOR	2	(2.5W) LOWER
100	⚠	A61446030AP	ANTENNA MOTOR	2	(2.5W) UPPER
101	⚠	A61454000AP	THERMAL CUTOUT	1	FOR OVEN
102	⚠	A61454050AP	THERMAL CUTOUT	2	FOR ANTENNA MOTOR
103	⚠	A61454210AP	THERMAL CUTOUT	4	FOR MAGNETRON
104	⚠	ANE61522Q0BP	SOCKET	1	
105	⚠	A61583030GP	DOOR SWITCH A	1	RIGHT
106	⚠	A61583050GP	DOOR SWITCH B	1	LEFT
107		A61703030GP	INSULATION SHEET C	1	
108		A62024000AP	DIODE,SI	4	
109	⚠	A622A3580GP	H.V.TRANSFORMER	2	NE-1540,NE-1840,NE-1880 (1.8KVA)
109	⚠	A622A3560GP	H.V.TRANSFORMER	4	NE-2740 (1.6KVA)
110	⚠	A62303580GP	FUSE	1	NE-1540,NE-1840,NE-1880 (20A)
110	⚠	A62303030EP	FUSE	1	NE-2740 (20A)
111		XYD4+EE12F	SCREW	19	(4X12) FOR TERMINAL PLATE, ANTENNA MOTOR COVER,DIODE, SWITCH HOLDER,EARTH, CAPACITOR BRACKET,ESCUTCHEON BASE
112	⚠	A62304210BP	FUSE	2	NE-1540,NE-1840,NE-1880 (10A)
112	⚠	A67593560GP	FUSE	2	NE-2740 (7A)
113		A62314000AP	FUSE HOLDER	1	NE-1540,NE-1840,NE-1880
113		ANE6231H10RN	FUSE HOLDER	1	NE-2740
114		A62383030GP	SPACER	2	
115		XYEANE5+C16T	SCREW	8	(5X16) FOR MAGNETRON:UPPER
116		XYE6+F20F	SCREW	1	(6X20) FOR BACK PANEL COVER C
117		ANE64086Q0AP	WASHER	1	NE-1880
118		A64083040AP	WASHER	2	
119		A65313030GP	SWITCH HOLDER	1	
120		XYN4+F12S	SCREW	4	(4X12) FOR DOOR SWITCH
121		A65513030GP	H.V.T.MOUNTING	2	NE-2740
122		A65613030GP	BUZZER CASE	1	
123	⚠	A65953170GP	FUSE B	1	NE-1540,NE-1840,NE-1880 (1.25A)
123	⚠	A65953030GP	FUSE B	1	NE-2740 (3A)
124		A66033030GP	OVEN LAMP BRACKET	1	
125		A66263040AP	THERMAL CUTOUT MOUNT	2	
126		A66623170GP	EARTH SPACER	1	
127		XYN4+F18S	SCREW	4	(4X18) FOR DOOR HOOK B
128	⚠	A692Y3580GP	NOISE FILTER (U)	1	NE-1540,NE-1840,NE-1880
128	⚠	A692Y3560GP	NOISE FILTER (U)	1	NE-2740
129		A80163060GP	CUSHION SPACER	1	
130		ANE81508V0V	TERMINAL LABEL B	1	NE-1540,NE-1840,NE-1880
131	⚠	A910A3580GP	AC CORD W/PLUG(U)	1	NE-1540,NE-1840,NE-1880 (230V)
131	⚠	A910A3560GP	AC CORD W/PLUG(U)	1	NE-2740 (230V)
132	⚠	2M210-M1EL	MAGNETRON	4	
133		A83613030GP	SWITCH SPACER	1	
134		ANE9080-730	CLIP (YELLOW)	4	NE-1540,NE-1840,NE-1880
134		ANE9080-730	CLIP (YELLOW)	5	NE-2740
135		ANE90828U0AP	CLIP (BLACK)	2	
136		ANE9082930AP	CLIP	8	
137		A91433040AP	CLIP	3	NE-1540,NE-1840,NE-1880
137		A91433040AP	CLIP	1	NE-2740
138		A98363030GP	CASE	1	
139		XNW5EFN	NUT	2	FOR SHELF SUPPORT
140		XST4+6VS	SCREW	8	(4X6) FOR ANTENNA

Ref. No.		Part No.	Part Name & Description	Pcs/ Set	Remarks
141		XTC4+10BC	SCREW	9	(4X10)FOR CABINET BODY,SASH,LAMP COVER
142		XTC4+12BK	SCREW (BLACK)	3	(4X12) FOR BASE
143		XTEANE5+10B	SCREW	4	(5X10) FOR ROLLER BRACKET
144		XTT4+8E	SCREW	1	(4X8) FOR BACK PANEL COVER
145		XTWANE3+8EX	SCREW	4	(3X8) FOR FOOT
146		XTWANE4+10RU	SCREW	8	(4X10) FOR MAGNETRON:LOWER
147		XWC4BPN	WASHER	2	FOR BACK PANEL COVER,ESCUTCHEON BASE
148		A30183030GP	DOOR KEY A	2	

NOTE 1 : Please order name plate together.


DOOR ASSEMBLY



(S-356 SPG)

Ref. No.	Part No.	Part Name & Description	Pcs/ Set	Remarks
D1	A30033030GP	DOOR FRAME	1	
D2	A30043030GP	DOOR ARM	2	
D3	ANE3009P00RN	DOOR SPRING	2	
D4	A301A3030GP	DOOR A	1	
D5	A302K3030GP	DOOR E (U)	1	
D6	XTC4+10BC	SCREW	3	(4X10)
D7	ANE3036P00RN	DOOR ARM PIN	2	
D8	A30703030GP	HANDLE PEICE A	1	
D9	A30853030GP	DOOR C	1	
D10	A31343030GP	HANDLE PEICE B	1	
D11	A31463030GP	DOOR SCREEN B	1	
D12	A31473030GP	HANDLE PEICE C	1	
D13	XYEANE4+C16T	SCREW	4	(4X16)

NE-1540,NE-1840,NE-2740



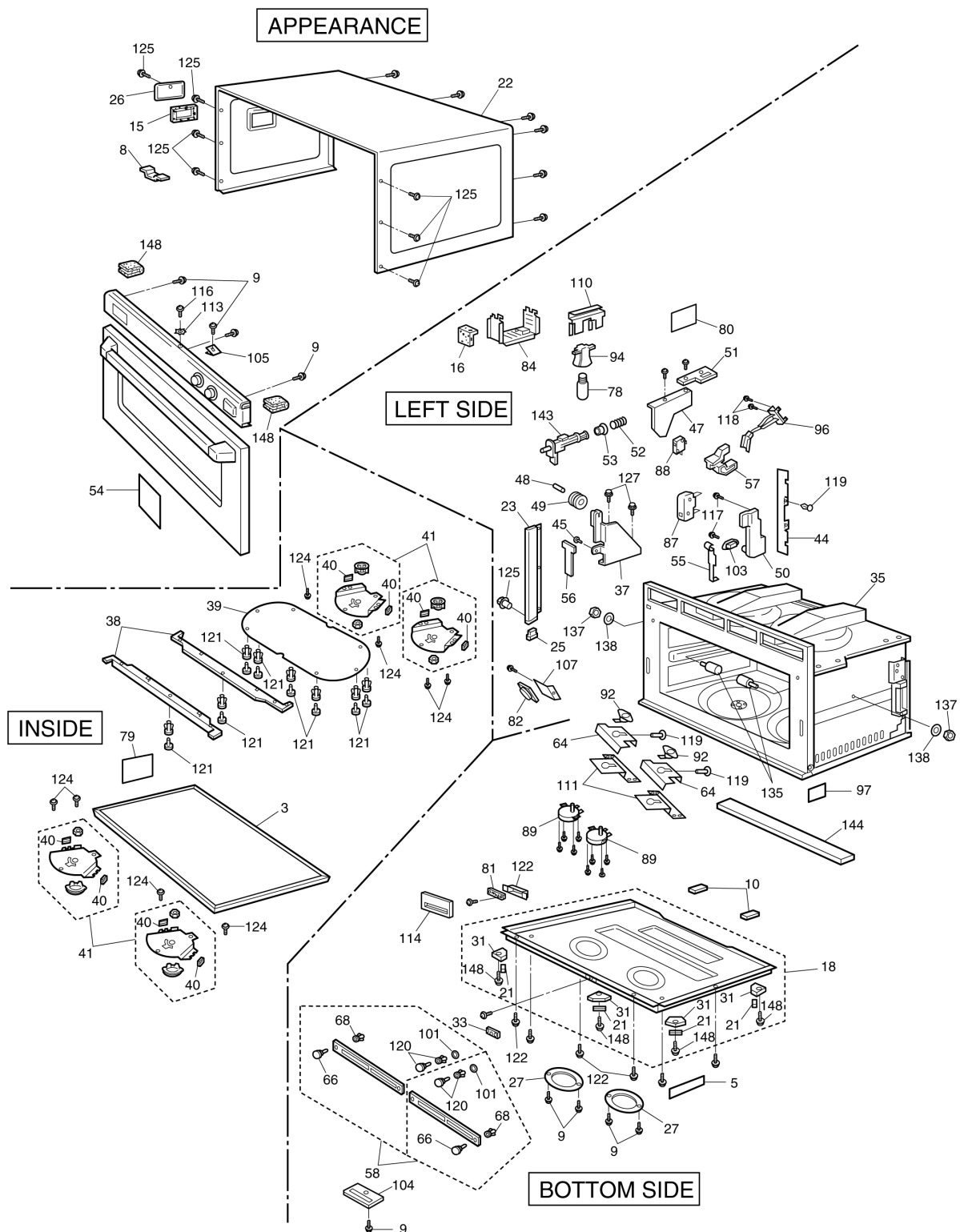
(S-356 SPG)

Ref. No.		Part No.	Part Name & Description	Pcs/ Set	Remarks
E1		A03613560GP	TIMER	1	
E2		ANE1062-8U0	CUSHION RUBBER B	1	NE-1540,NE-1840,NE-2740
E3	△	A603L3560GP	D.P.CIRCUIT (U)	1	NE-1540,NE-1840,NE-2740 RTL (W/COMPONENT)
E3	△	A603L3590GP	D.P.CIRCUIT (U)	1	NE-1880 RTL (W/COMPONENT)
E4		A608C3560GP	POWER SELECT SWITCH	1	NE-1540,NE-1840,NE-2740
E5		ANE610EP00RN	START SWITCH	1	NE-1540,NE-1840,NE-2740 (V-10-IC28)
E6		A61623030GP	START SWITCH BRACKET	1	NE-1540,NE-1840,NE-2740
E7		A63433030GP	TIMER BRACKET	2	NE-1540,NE-1840,NE-2740
E7		A63433030GP	TIMER BRACKET	1	NE-1880
E8	△	A64793590GP	MEMBRANE SWITCH	1	NE-1880
E9		ANE0911000AB	CUSHION RUBBER B	1	NE-1880
E10		A800D3030GP	TIMER KNOB	1	NE-1540,NE-1840,NE-2740
E11		A800D3060GP	TIMER KNOB	1	
E12		A80013030GP	ESCUTCHEON A	1	NE-1540,NE-1840,NE-2740
E12		A80013060GP	ESCUTCHEON A	1	NE-1880
E13		A80023030GP	ESCUTCHEON B	1	
E14		A80063030GP	ESCUTCHEON D	1	
E15		A80163030GP	CUSHION SPACER	1	
E16		ANE8024P00RN	COOK BUTTON	1	NE-1540,NE-1840,NE-2740
E17		A80343030GP	ESCUTCHEON BASE	1	NE-1540,NE-1840,NE-2740
E17		A80343060GP	ESCUTCHEON BASE	1	NE-1880
E18		ANE8037P00RN	COOK BUTTON SPRING	2	NE-1540,NE-1840,NE-2740
E19		A81263030GP	SMOKE PANEL	1	NE-1540,NE-1840,NE-2740
E19		A81263060GP	SMOKE PANEL	1	NE-1880
E20		A82873030GP	SPACER A	2	NE-1540,NE-1840,NE-2740
E20		A82873030GP	SPACER A	1	NE-1880
E21		A83373560GP	ESCUTCHEON SHEET	1	NE-1540,NE-1840,NE-2740
E22		A83423030GP	CUSHION RUBBER B	1	NE-1540,NE-1840,NE-2740
E22		A83423060GP	CUSHION RUBBER B	1	NE-1880
E23		XYN4+C8S	SCREW	2	NE-1540,NE-1840,NE-2740 (4X8)

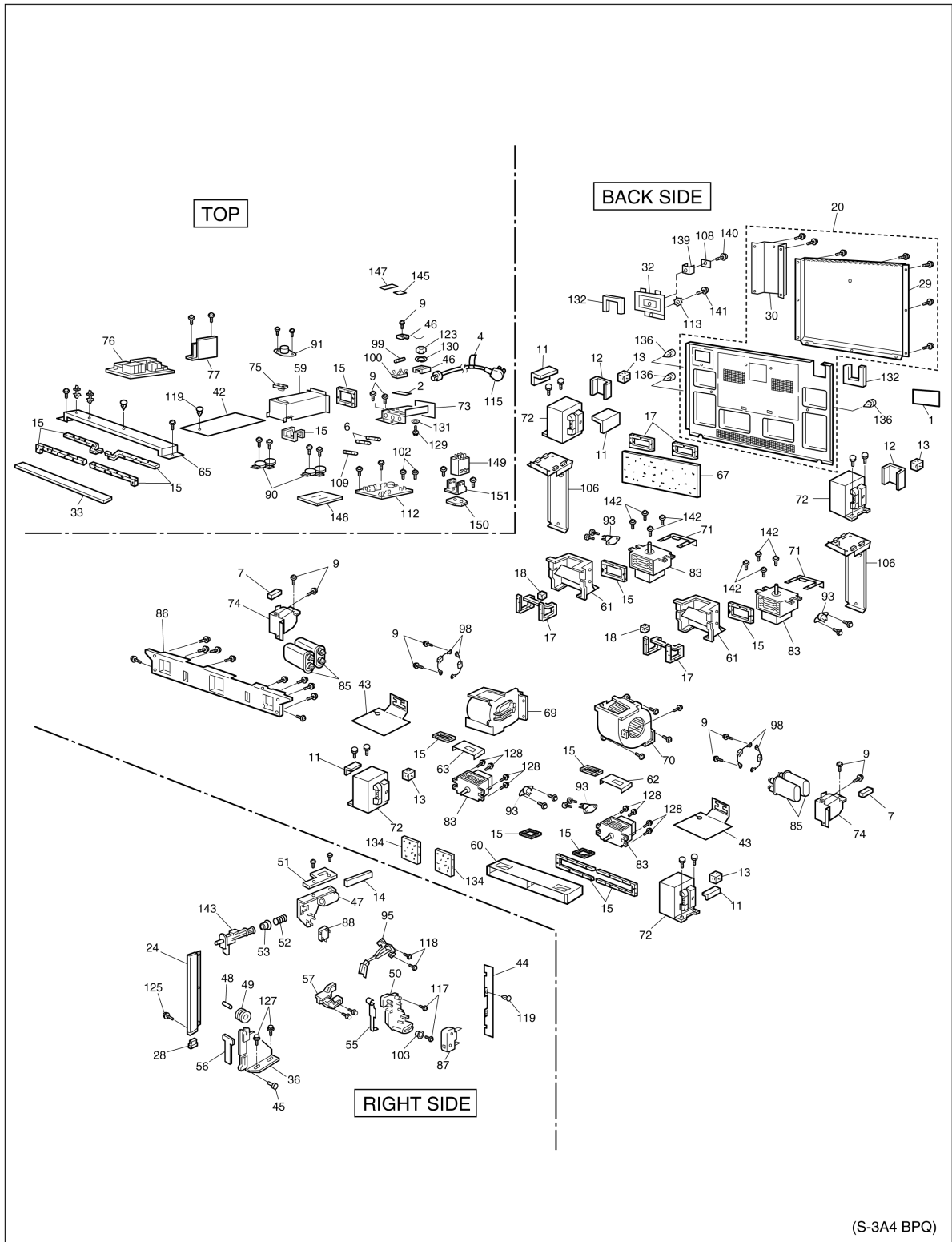
Ref. No.		Part No.	Part Name & Description	Pcs/ Set	Remarks
REF NO. 83 P. C. BOARD B (U)					
	△	AEGHPUG3640	HEART SINK	1	
		XYN3+F8S6	SCREW	1	(3X8)
		2SD2012	TRANSISTOR,SI	1	
		ERDS2TJ163T	CARBON FILM RESISTOR	1	NE-1840,NE-1880 16KΩ,1/4W,5%
C250		ECA1HHG222E	ELECTROLYTIC CAPACITOR,AL	1	2200MF,50V
CN250		AEEMMD1FF09W	CONNECTOR	1	9PIN
CN251		AEEMMD7FF11N	CONNECTOR	1	11PIN
CN252		AEEMMD04907W	CONNECTOR	1	7PIN
CN254		AEEMMD01F05W	CONNECTOR	1	5PIN
D250,251,252, 253,254,255, 256,257,258, 259,260,261, 262,263,264, 265,266,267, 268,269,270, 271,272,273		MA196-(TA5)	DIODE,SI	24	NE-2740
D250,251,252, 253,254,255, 256,257,258, 259,260,261, 262,263,264, 265,267,269, 271,273		MA196-(TA5)	DIODE,SI	20	NE-1540,NE-1840,NE-1880
IC250,251, 252,253		AEICPS2505	IC	4	NE-2740
IC250,253		AEICPS2505	IC	2	NE-1540,NE-1840,NE-1880
Q251		2SD637-PQRS	TRANSISTOR,SI	1	
R250		ERDS2TJ332T	CARBON FILM RESISTOR	1	3.3KΩ,1/4W,5%
R251,252, 256,257,258		ERDS1TJ224T	CARBON FILM RESISTOR	8	NE-2740 220KΩ,1/2W,5%
R251,252, 257,258		ERDS1TJ104T	CARBON FILM RESISTOR	4	NE-1540,NE-1840,NE-1880 100KΩ,1/2W,5%
R259,260		ERF15ZXJ240	RESISTOR	2	NE-1540,NE-1840,NE-1880 24Ω,15W,5%
R259,260, 690,691		ERF15ZXJ240	RESISTOR	4	NE-2740 24Ω,15W,5%
R261		ERDS2TJ684T	CARBON FILM RESISTOR	1	680KΩ,1/4W,5%
RY1	△	AEBG5B18P-1	POWER RELAY	1	G5B-1-ER18
RY2,3,4,5,6, 7,8,9,10,11, 12,13,14	△	AEG5J1EM18B	POWER RELAY	13	NE-2740 G5J-1-TP-M-ER18
RY2,3,9,11, 14,15,16	△	AEG5J1EM18B	POWER RELAY	7	NE-1540,NE-1840,NE-1880 G5J-1-TP-M-ER18
ZD250		AEDZ20ES3T1	DIODE,SI	1	
REF NO. 89 P. C. BOARD H (U)					
BZ		EFBRL37C20	BUZZER	1	3.7KHZ
CN551		AEEMMB00703R	CONNECTOR	1	3PIN RED
D551		MA196-(TA5)	DIODE,SI	1	
Q551		2SD639-PQRS	TRANSISTOR,SI	1	
R551		ERDS2TJ681T	CARBON FILM RESISTOR	1	680Ω,1/4W,5%
R552		ERDS2TJ184T	CARBON FILM RESISTOR	1	180KΩ,1/4W 5%
R553		ERDS2TJ103T	CARBON FILM RESISTOR	1	10KΩ,1/4W,5%

Ref. No.		Part No.	Part Name & Description	Pcs/ Set	Remarks
REF NO. 128 NOISE FILTER (U)					
C1,6		ECQU2A224MNA	POLYESTER CAPACITOR	2	NE-1540,NE-1840,NE-1880 0.22MF,250V
C1,7		ECQU2A224MNA	POLYESTER CAPACITOR	2	NE-2740 0.22MF,250V
C2,3	⚠	ECKMNA472ME	CERAMIC CAPACITOR	2	NE-1540,NE-1840,NE-1880 0.0047MF,250V
C2,3		ANE6169A20GN	CAPACITOR	2	NE-2740 0.022MF,250V
CN9		AEEMMD00703W	CONNECTOR	1	3PIN
D1		ERZC10DK621F	VARISTOR	1	NE-1540,NE-1840,NE-1880
D1		ERZC10DK751F	VARISTOR	1	NE-2740
D2,3		ERZC10DK112R	VARISTOR	2	
D4		ERZC10DK621F	VARISTOR	1	NE-2740
F1,2		A62316010BP	FUSE HOLDER	4	NE-1540,NE-1840,NE-1880
F1,2,4		A62316010BP	FUSE HOLDER	6	NE-2740
F3		A62316000GP	FUSE HOLDER	2	NE-1540,NE-1840,NE-1880
L1		A621A-1440	FILTER COIL	1	NE-1540,NE-1840,NE-1880
L1		A621A3560GP	FILTER COIL	1	NE-2740

18 EXPLODED VIEW AND PARTS LIST



(S-3A4 BPQ)



(S-3A4 BPQ)

19 PARTS LIST

NOTE

When ordering replacement part(s), please use part number(s) shown in this parts list.

Do not use description of the part.

Important safety notice:

Components identified by \triangle mark have special characteristics important for safety.

When replacing any of these components, use only manufacturer's specified parts.

Ref. No.	Part No.	Part Name & Description	Pcs/Set	Remarks
1	A00064080BP	CAUTION LABEL	1	FOR BPQ

Ref. No.	Part No.	Part Name & Description	Pcs/Set	Remarks
1	ANE00062Q0EP	CAUTION LABEL	1	FOR EUG
2	A00333030GP	FUSE LABEL	1	NE-3240
2	A00333A60BP	FUSE LABEL	1	NE-2180
3	ANE0033P10GN	FUSE LABEL	1	NE-2140
3	A010T3030GP	SHELF	1	
4	A02393A80BP	CORD LABEL	1	NE-3280,NE-2180
5	A05243A40BP	NAME LABEL	1	NE-3280
5	A05243A50BP	NAME LABEL	1	NE-2180
5	A05243A60EU	NAME LABEL	1	NE-3240
5	A05243A70EU	NAME LABEL	1	NE-2140
6	A67593030GP	FUSE	2	△ NE-3240 (10A)
6	A67593560GP	FUSE	2	△ NE-2140 (7A)
7	ANE0911000DC	CUSHION RUBBER B	1	NE-3280
7	ANE0911000DC	CUSHION RUBBER B	1	NE-3280
8	ANE0911000DF	CUSHION RUBBER B	1	
9	XYD4+EE12F	SCREW	19	NE-3240,NE-2140,2180 (4X12) (FOR TERMINAL PLATE ANTENNA,MOTOR COVER, SWITCH HOLDER,DIODE,CAPACITOR BRACKET, ESCUTCHEON BASE,DPC EARTH)
9	XYD4+EE12F	SCREW	18	NE-3280 (FOR TERMINAL PLATE ANTENNA, MOTOR COVER ,SWITCH HOLDER,DIODE, CAPACITOR BRACKET,ESCUTCHEON BASE,DPC EARTH)
9	XYD4+EE12F	SCREW	19	NE-3240,NE-2140,2180 (4X12) (FOR TERMINAL PLATE ANTENNA,MOTOR COVER, SWITCH HOLDER,DIODE,CAPACITOR BRACKET, ESCUTCHEON BASE,DPC EARTH)
9	XYD4+EE12F	SCREW	19	NE-3240,NE-2140,2180 (4X12) (FOR TERMINAL PLATE ANTENNA,MOTOR COVER, SWITCH HOLDER,DIODE,CAPACITOR BRACKET, ESCUTCHEON BASE,DPC EARTH)
9	XYD4+EE12F	SCREW	19	NE-3240,NE-2140,2180 (4X12) (FOR TERMINAL PLATE ANTENNA,MOTOR COVER, SWITCH HOLDER,DIODE,CAPACITOR BRACKET, ESCUTCHEON BASE,DPC EARTH)
9	XYD4+EE12F	SCREW	19	NE-3240,NE-2140,2180 (4X12) (FOR TERMINAL PLATE ANTENNA,MOTOR COVER, SWITCH HOLDER,DIODE,CAPACITOR BRACKET, ESCUTCHEON BASE,DPC EARTH)
9	XYD4+EE12F	SCREW	19	NE-3240,NE-2140,2180 (4X12) (FOR TERMINAL PLATE ANTENNA,MOTOR COVER, SWITCH HOLDER,DIODE,CAPACITOR BRACKET, ESCUTCHEON BASE,DPC EARTH)
9	XYD4+EE12F	SCREW	19	NE-3240,NE-2140,2180 (4X12) (FOR TERMINAL PLATE ANTENNA,MOTOR COVER, SWITCH HOLDER,DIODE,CAPACITOR BRACKET, ESCUTCHEON BASE,DPC EARTH)
9	XYD4+EE12F	SCREW	19	NE-3240,NE-2140,2180 (4X12) (FOR TERMINAL PLATE ANTENNA,MOTOR COVER, SWITCH HOLDER,DIODE,CAPACITOR BRACKET, ESCUTCHEON BASE,DPC EARTH)
9	XYD4+EE12F	SCREW	19	NE-3240,NE-2140,2180 (4X12) (FOR TERMINAL PLATE ANTENNA,MOTOR COVER, SWITCH HOLDER,DIODE,CAPACITOR BRACKET, ESCUTCHEON BASE,DPC EARTH)
9	XYD4+EE12F	SCREW	19	NE-3240,NE-2140,2180 (4X12) (FOR TERMINAL PLATE ANTENNA,MOTOR COVER, SWITCH HOLDER,DIODE,CAPACITOR BRACKET, ESCUTCHEON BASE,DPC EARTH)
10	ANE0911000EG	CUSHION RUBBER B	2	
11	ANE0911000EH	CUSHION RUBBER B	2	NE-2180,NE-2140
11	ANE0911000EH	CUSHION RUBBER B	4	NE-3280,NE-3240
11	ANE0911000EH	CUSHION RUBBER B	2	NE-2180,NE-2140
11	ANE0911000EH	CUSHION RUBBER B	2	NE-2180,NE-2140
12	ANE0911000MG	CUSHION RUBBER B	2	NE-3280,NE-3240
12	ANE0911000MG	CUSHION RUBBER B	2	NE-3280,NE-3240
13	ANE0917000EB	CUSHION RUBBER B	2	
13	ANE0917000EB	CUSHION RUBBER B	2	
13	ANE0917000EB	CUSHION RUBBER B	2	
13	ANE0917000EB	CUSHION RUBBER B	2	
14	ANE0921000CG	CUSHION RUBBER C	1	
15	ANE0922000AR	CUSHION RUBBER C	14	
15	ANE0922000AR	CUSHION RUBBER C	14	
15	ANE0922000AR	CUSHION RUBBER C	14	
15	ANE0922000AR	CUSHION RUBBER C	14	
15	ANE0922000AR	CUSHION RUBBER C	14	
15	ANE0922000AR	CUSHION RUBBER C	14	
15	ANE0922000AR	CUSHION RUBBER C	14	
15	ANE0922000AR	CUSHION RUBBER C	14	
15	ANE0922000AR	CUSHION RUBBER C	14	
15	ANE0922000AR	CUSHION RUBBER C	14	
15	ANE0922000AR	CUSHION RUBBER C	14	

Ref. No.	Part No.	Part Name & Description	Pcs/Set	Remarks
15	ANE0922000AR	CUSHION RUBBER C	14	
15	ANE0922000AR	CUSHION RUBBER C	14	
16	ANE0922000JE	CUSHION RUBBER C	1	
17	ANE0923000AV	CUSHION RUBBER C	2	
17	ANE0923000AV	CUSHION RUBBER C	2	
17	ANE0923000AV	CUSHION RUBBER C	2	
18	ANE0924000AB	CUSHION RUBBER C	2	
18	ANE0924000AB	CUSHION RUBBER C	2	
18	ANE0924000AB	CUSHION RUBBER C	2	
19	A100A3560BP	BASE	1	(NOTE)
20	A100Q3560GP	BACK PANEL	1	
21	A1008-3280	RUBBER FOOT	4	
21	A1008-3280	RUBBER FOOT	4	
21	A1008-3280	RUBBER FOOT	4	
21	A1008-3280	RUBBER FOOT	4	
22	A10093030GP	CABINET BODY(U)	1	
23	A10133030GP	LEFT SIDE SASH	1	
24	A10143030GP	RIGHT SIDE SASH	1	
25	A10203030GP	SASH RUBBER B	1	LEFT
26	A10263030GP	LAMP COVER	1	
27	A10283030GP	ANTENNA MOTOR COVER	2	
27	A10283030GP	ANTENNA MOTOR COVER	2	
28	A10503030GP	SASH RUBBER A	1	RIGHT
29	A10583560GP	BACK PANEL COVER A	1	
30	A10593560GP	BACK PANEL COVER B	1	
31	A1007-3280	FOOT A	4	
31	A1007-3280	FOOT A	4	
31	A1007-3280	FOOT A	4	
31	A1007-3280	FOOT A	4	
32	A101H3170GP	BACK PANEL COVER C	1	
32	A101H3170GP	BACK PANEL COVER C	1	
32	A101H3170GP	BACK PANEL COVER C	1	
32	A101H3170GP	BACK PANEL COVER C	1	
33	A11743060GP	SPACER	1	
33	A11743060GP	SPACER	1	
34	A16163030GP	PANEL B(U)	1	NE-3280,NE-3240,NE-2140
34	A16163060GP	PANEL B(U)	1	NE-2180
35	A200A3560GP	OVEN	1	
36	A200P3030GP	ROLLER BRACKET A	1	RIGHT
37	A200Q3030GP	ROLLER BRACKET B	1	LEFT
38	A20103030GP	CEILING PLATE B	2	
39	A20113030GP	CEILING PLATE	1	
40	A20193030GP	ANTENNA STOPPER	8	
40	A20193030GP	ANTENNA STOPPER	8	
40	A20193030GP	ANTENNA STOPPER	8	
40	A20193030GP	ANTENNA STOPPER	8	
40	A20193030GP	ANTENNA STOPPER	8	
40	A20193030GP	ANTENNA STOPPER	8	
40	A20193030GP	ANTENNA STOPPER	8	
41	A202R3560GP	ANTENNA (U)	4	
41	A202R3560GP	ANTENNA (U)	4	
42	A22173030GP	BARRIER SHEET A	1	
43	A22183030GP	BARRIER SHEET B	2	NE-3280,NE-3240
43	A22183030GP	BARRIER SHEET B	2	NE-3280,NE-3240
44	A22193030GP	BARRIER SHEET C	1	NE-2180,NE-2140
44	A22193030GP	BARRIER SHEET C	2	NE-3280,NE-3240
45	ANE3008P00RN	HINGE PIN	2	
45	ANE3008P00RN	HINGE PIN	2	
46	XWNAE53GV	SPACER	1	(FOR CORD EARTH)
46	XWNAE53GV	SPACER	1	(FOR CORD EARTH)
47	A30203030GP	DOOR HOOK A	2	
47	A30203030GP	DOOR HOOK A	2	
48	ANE3033-560	DOOR ROLLER PIN	2	
48	ANE3033-560	DOOR ROLLER PIN	2	
49	ANE3034-560	DOOR GUIDE ROLLER	2	
49	ANE3034-560	DOOR GUIDE ROLLER	2	
50	A31123050GP	DOOR HOOK B	2	NE-3280,NE-2180
50	A31123030GP	DOOR HOOK B	2	NE-3240,NE-2140
51	A31363030GP	HOOK SPACER A	2	
51	A31363030GP	HOOK SPACER A	2	
52	ANE3155-610	SPRING	2	
52	ANE3155-610	SPRING	2	
53	ANE3157-610	PACKING RUBBER	2	

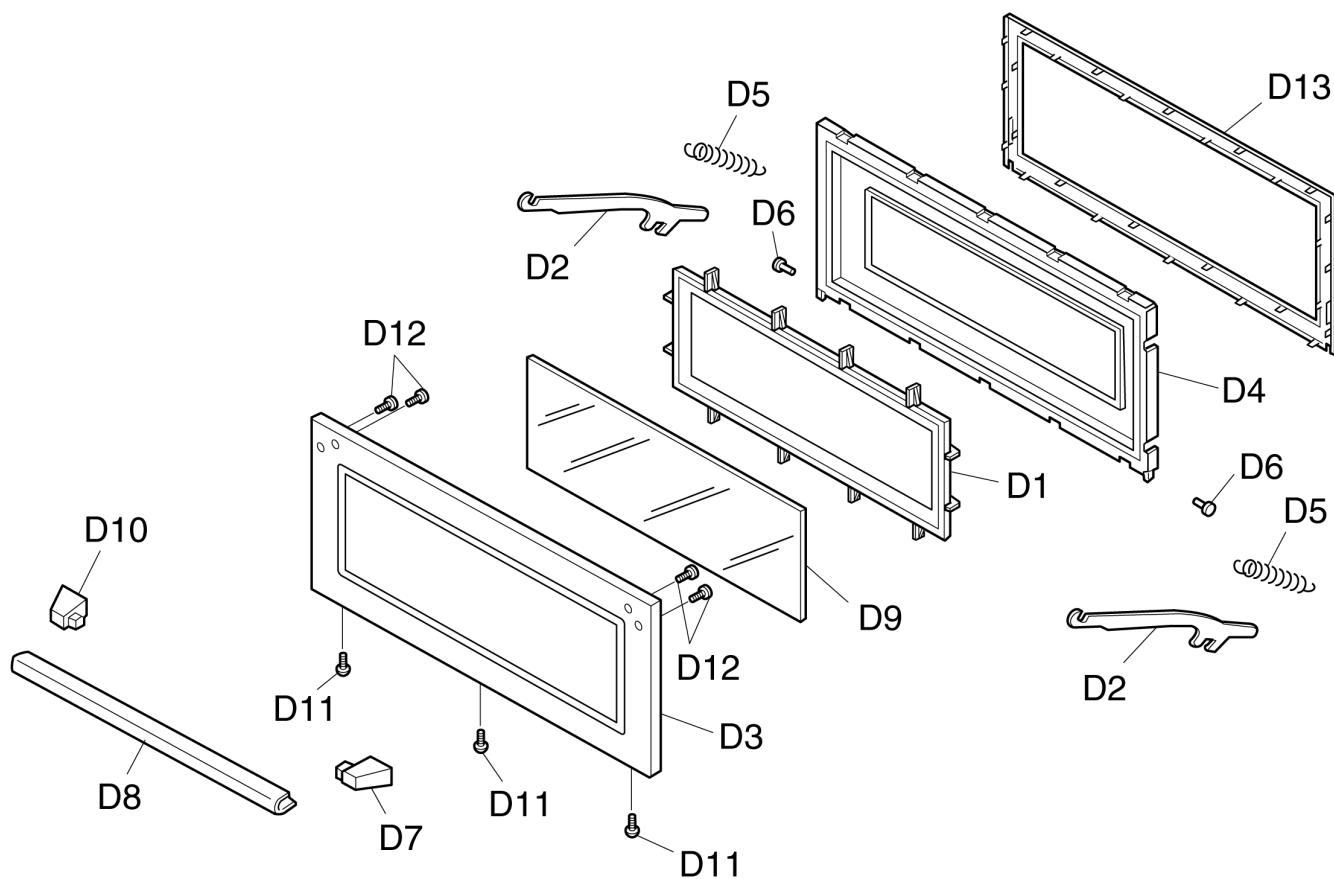
Ref. No.	Part No.	Part Name & Description	Pcs/Set	Remarks
53	ANE3157-610	PACKING RUBBER	2	
54	A31863A40BP	DOOR PANEL	1	NE-3280
54	A31863A50EU	DOOR PANEL	1	NE-3240
54	A31863A60BP	DOOR PANEL	1	NE-2180
54	A31863A70EU	DOOR PANEL	1	NE-2140
55	A32493030GP	DOOR SWITCH LEVER	2	
55	A32493030GP	DOOR SWITCH LEVER	2	
56	A32523030GP	DOOR ARM SPACER	2	
56	A32523030GP	DOOR ARM SPACER	2	
57	A33373030GP	DOOR ARM LEVER	2	
57	A33373030GP	DOOR ARM LEVER	2	
58	A400B3040AP	AIR FILTER FLAME(U)	2	
59	A400C3040AP	EXHAUST GUIDE B	1	
60	A402N3030GP	EXHAUST GUIDE A	1	
61	A40253030GP	AIR GUIDE A	2	
61	A40253030GP	AIR GUIDE A	2	
62	A40263030GP	AIR GUIDE B	1	
63	A40313030GP	AIR GUIDE C	1	
64	A40423040AP	AIR GUIDE F	2	
64	A40423040AP	AIR GUIDE F	2	
65	A40473560GP	AIR GUIDE E	1	
66	A40923030GP	FILTER HANDLE	2	
66	A40923030GP	FILTER HANDLE	2	
67	A40963030GP	INSULATION SHEET	1	
68	ANE42408U0AP	FILTER HANDLE B	2	
68	ANE42408U0AP	FILTER HANDLE B	2	
69	A490W3050GP	FAN MOTOR A	1	NE-2180,NE-2140
69	A490W3030GP	FAN MOTOR A	1	NE-3280,NE-3240
70	A490Y3050GP	FAN MOTOR B	1	NE-2180,NE-2140
70	A490Y3030GP	FAN MOTOR B	1	NE-3280,NE-3240
71	ANE50328U0AP	MAGNETRON BRACKET	2	
71	ANE50328U0AP	MAGNETRON BRACKET	2	
72	A622A3A50EU	H.V.TRANSFORMER	2	△ NE-3240
72	A622A3A50BP	H.V.TRANSFORMER	4	△ NE-3280
72	A622A3A60BP	H.V.TRANSFORMER	2	△ NE-2180
72	A622A3A70EU	H.V.TRANSFORMER	2	△ NE-2140
73	A600E3030GP	TERMINAL PLATE	1	
73	A600E3030BP	TERMINAL PLATE	1	
74	A600S3030GP	CAPACITOR BRACKET	2	NE-2180,NE-2140
74	A600S3A40BP	CAPACITOR BRACKET	2	NE-3280,NE-3240
75	A601L4000AP	TEMP SENSOR	1	
76	A603M3560BP	P.C. BOARD B(U)	1	NE-3280
76	A603M3560GP	P.C. BOARD B(U)	1	NE-3240
76	A603M3580GP	P.C. BOARD B(U)	1	NE-2180
76	A603M3A70EU	P.C. BOARD B(U)	1	NE-2140
77	A603Y3560GP	L.V.TRANSFORMER(U)	1	△
78	ANE6030Q50GN	INCANDESCENT LAMP	1	240V/25W
79	A60403030GP	OVEN LAMP SHEET	1	
80	A60403040AP	OVEN LAMP SHEET	1	
81	A605Q3030GP	PUSH SWITCH	1	
82	A605S3030GP	PC BOARD H(U)	1	
83	2M210-M1GL	MAGNETRON	4	NE-2180,NE-2140
83	2M244-M1GL	MAGNETRON	4	△ NE-3280,NE-3240
83	2M244-M1GL	MAGNETRON	4	△ NE-3280,NE-3240
83	2M244-M1GL	MAGNETRON	4	△ NE-3280,NE-3240
84	A60733030GP	OVEN LAMP COVER	1	
85	A63903310GP	H.V.CAPACITOR	4	△ NE-2180,NE-2140(0.82MF, AC2300V)
85	A63903330GP	H.V.CAPACITOR	4	△ NE-3280,NE-3240(1MF, AC2300V)
86	A61073030GP	PARTS BRACKET B	1	
87	ANE6142-F60	MICROSWITCH	2	△ NE-3280,NE-2180 V-15G-3C26(SECONDARY INTERLOCK SWITCH)
87	A61423030GP	MICROSWITCH	2	△ NE-3240,NE-2140 (A20G7-3C108) SECONDARY INTERLOCK SWITCH
88	A61424L0AG	MICROSWITCH	2	△ V-15G-3C26(PRIMARY INTERLOCK SWITCH)
88	A61424L0AG	MICROSWITCH	2	△ V-15G-3C26(PRIMARY INTERLOCK SWITCH)
89	A6144-3280	ANTENNA MOTOR	2	△ LOWER(2.5W)
89	A6144-3280	ANTENNA MOTOR	2	△ LOWER(2.5W)
90	A61446030AP	ANTENNA MOTOR	2	△ UPPER(2.5W)
91	A61454000AP	THERMAL CUTOUT	1	△ FOR OVEN
92	A61454050AP	THERMAL CUTOUT	2	△ FOR ANTENNA MOTOR
92	A61454050AP	THERMAL CUTOUT	2	△ FOR ANTENNA MOTOR
93	A61454210AP	THERMAL CUTOUT	4	△ FOR MAGNETRON
93	A61454210AP	THERMAL CUTOUT	4	△ FOR MAGNETRON
93	A61454210AP	THERMAL CUTOUT	4	△ FOR MAGNETRON

Ref. No.	Part No.	Part Name & Description	Pcs/Set	Remarks
93	A61454210AP	THERMAL CUTOOUT	4	△ FOR MAGNETRON
94	ANE61522QOBP	SOCKET	1	△
95	A61583030GP	DOOR SWITCH A	1	△ RIGHT (MONITOR SWITCH)
96	A61583050GP	DOOR SWITCH B	1	△ LEFT (MONITOR SWITCH)
97	A61703030GP	INSULATION SHEET B	1	
98	A6202-3280	DIODE, SI	4	
98	A6202-3280	DIODE, SI	4	
99	A62303580GP	FUSE	2	△ NE-3280 (20A)
99	A62303030EP	FUSE	1	△ NE-3240, NE-2140 (20A)
99	A62303A60BP	FUSE	1	△ NE-2180 (30A)
100	A62316010BP	FUSE HOLDER	6	NE-3280, NE-3240, NE-2140
100	A62316000GP	FUSE HOLDER	2	NE-2180
101	A62383030GP	SPACER	2	
101	A62383030GP	SPACER	2	
102	XYN5+C8BN	SCREW	2	NE-3280 (5X8) FOR NOISE FILTER
103	A64083040AP	WASHER	2	
103	A64083040AP	WASHER	2	
104	A65313030GP	SWITCH HOLDER	1	
105	ANE64086Q0AP	WASHER	1	
106	A65513030GP	H.V.T.MOUNTING	2	
106	A65513030GP	H.V.T.MOUNTING	2	
107	A65613030GP	BUZZER CASE	1	
108	A66623170GP	EARTH SPACER	1	
109	A65953170GP	FUSE B	1	△ NE-3280, NE-2180 (1.25A)
109	A65963030GP	FUSE B	1	△ NE-3240, NE-2140 (3A)
110	A66033030GP	OVEN LAMP BRACKET	1	
111	A66263040AP	THERMAL CUTOOUT MOUNT	2	
112	A692Y3560GP	NOISE FILTER (U)	1	△ NE-2140
112	A692Y3A40BP	NOISE FILTER (U)	1	△ NE-3280
112	A692Y3A60BP	NOISE FILTER (U)	1	△ NE-2180
112	A692Y3A50EU	NOISE FILTER (U)	1	△ NE-3240
113	XWC4BPN	WASHER		
113	XWC4BPN	WASHER		
114	A83613030GP	SWITCH SPACER		
115	A910A3A40BP	AC CORD W/OUT PLUG (U)	1	△ NE-3280
115	A910A3A50EU	AC CORD W/PLUG (U)	1	△ NE-3240
115	A910A3A60BP	AC CORD W/OUT PLUG (U)	1	△ NE-2180
115	A910A3560GP	AC CORD W/ PLUG (U)	1	△ NE-2140
116	XTC4+10FC	SCREW	1	4X10 (FOR ESCUTCHEON BASE)
117	XYN4+F18S	SCREW	4	4X18 (FOR DOOR HOOK B)
117	XYN4+F18S	SCREW	4	4X18 (FOR DOOR HOOK B)
118	XYN4+F12S	SCREW	4	4X12 (FOR DOOR SWITCH)
118	XYN4+F12S	SCREW	4	4X12 (FOR DOOR SWITCH)
119	ANE9080-730	CLIP (YELLOW)	2	NE-2180, NE-2140
119	ANE9080-730	CLIP (YELLOW)	3	NE-3280, NE-3240
119	ANE9080-730	CLIP (YELLOW)	2	NE-2180, NE-2140
119	ANE9080-730	CLIP (YELLOW)	2	NE-2180, NE-2140
119	ANE9080-730	CLIP (YELLOW)	2	NE-2180, NE-2140
120	ANE90828U0AP	CLIP (BLACK)	2	
120	ANE90828U0AP	CLIP (BLACK)	2	
121	ANE9082930AP	CLIP	8	
121	ANE9082930AP	CLIP	8	
121	ANE9082930AP	CLIP	8	
121	ANE9082930AP	CLIP	8	
121	ANE9082930AP	CLIP	8	
121	ANE9082930AP	CLIP	8	
122	A98363030GP	CASE	1	
122	A98363030GP	CASE	1	
122	A98363030GP	CASE	1	
123	XNG4EVS	NUT	1	NE-3280 (FOR CORD EARTH)
124	XST4+6VS	SCREW	8	4X6 (FOR ANTENNA)
124	XST4+6VS	SCREW	8	4X6 (FOR ANTENNA)
124	XST4+6VS	SCREW	8	4X6 (FOR ANTENNA)
124	XST4+6VS	SCREW	8	4X6 (FOR ANTENNA)
124	XST4+6VS	SCREW	8	4X6 (FOR ANTENNA)
124	XST4+6VS	SCREW	8	4X6 (FOR ANTENNA)
125	XTC4+10BC	SCREW	9	4X10 (FOR CABINET BODY LAMP COVER SASH)
125	XTC4+10BC	SCREW	9	4X10 (FOR CABINET BODY LAMP COVER SASH)
125	XTC4+10BC	SCREW	9	4X10 (FOR CABINET BODY LAMP COVER SASH)
125	XTC4+10BC	SCREW	9	4X10 (FOR CABINET BODY LAMP COVER SASH)
125	XTC4+10BC	SCREW	9	4X10 (FOR CABINET BODY LAMP COVER SASH)
125	XTC4+10BC	SCREW	9	4X10 (FOR CABINET BODY LAMP COVER SASH)
126	XTC4+12BK	SCREW	3	4X12 (FOR BASE)
127	XTEANE5+10B	SCREW	4	5X10 (FOR ROLLER BRACKET)

Ref. No.	Part No.	Part Name & Description	Pcs/Set	Remarks
127	XTEANE5+10B	SCREW	4	5X10 (FOR ROLLER BRACKET)
128	XTWANE4+10RU	SCREW	8	4X10 (FOR LOWER MAGNETRON)
128	XTWANE4+10RU	SCREW	8	4X10 (FOR LOWER MAGNETRON)
128	XTWANE4+10RU	SCREW	8	4X10 (FOR LOWER MAGNETRON)
128	XTWANE4+10RU	SCREW	8	4X10 (FOR LOWER MAGNETRON)
129	XTWA4+12CFN	SCREW	1	NE-3280 (FOR CORD EARTH)
130	XWA4BV	WASHER	1	NE-3280 (FOR CORD EARTH)
131	XWA5BV	WASHER	1	NE-3280 (FOR CORD EARTH)
132	ANE0961000ZL	CUSHION RUBBER D	2	
132	ANE0961000ZL	CUSHION RUBBER D	2	
133	ANE0963000AS	CUSHION RUBBER D	2	
134	A10493030GP	CUSHION RUBBER	2	
134	A10493030GP	CUSHION RUBBER	2	
135	A18593560GP	SHELF SUPPORT	2	
136	A91433040AP	CLIP A	3	NE-2180, NE-2140
136	A91433040AP	CLIP A	1	NE-3280, NE-3240
136	A91433040AP	CLIP A	3	NE-2180, NE-2140
137	XNW5EFN	NUT	2	FOR SHELF SUPPRT
137	XNW5EFN	NUT	2	FOR SHELF SUPPRT
138	XWG5BV	WASHER	2	FOR SHELF SUPPRT
138	XWG5BV	WASHER	2	FOR SHELF SUPPRT
139	XWNEANE65GV	SPACER	1	FOR BACK PANEL COVER C
140	XYE6+F20F	SCREW	1	6X20 (FOR BACK PANEL COVER C)
141	XTT4+8E	SCREW	1	4X8 (FOR BACK PANEL COVER C)
142	XYEANE5+C16T	SCREW	8	5X16 (FOR UPPER MAGNETRON)
142	XYEANE5+C16T	SCREW	8	5X16 (FOR UPPER MAGNETRON)
142	XYEANE5+C16T	SCREW	8	5X16 (FOR UPPER MAGNETRON)
142	XYEANE5+C16T	SCREW	8	5X16 (FOR UPPER MAGNETRON)
143	A30183030GP	DOOR KEY A	2	
143	A30183030GP	DOOR KEY A	2	
144	A80163060GP	CUSHION SPACER	1	
145	A02433560GP	TERMINAL LABEL	1	NE-3240, NE-2140
146	A608E3560GP	P.C. BOARD Q	1	NE-3280
147	ANE0962000ZE	CUSHION RUBBER D	2	
148	XTWANE3+8EX	SCREW	4	3X8 (FOR FOOT)
148	XTWANE3+8EX	SCREW	4	3X8 (FOR FOOT)
148	XTWANE3+8EX	SCREW	4	3X8 (FOR FOOT)
148	XTWANE3+8EX	SCREW	4	3X8 (FOR FOOT)
148	XTWANE3+8EX	SCREW	4	3X8 (FOR FOOT)
148	XTWANE3+8EX	SCREW	4	3X8 (FOR FOOT)
149	ANE6004P60GN	POWER RELAY	1	△ NE-3240, NE-2140
150	A60823030GP	POWER RELAY BRACKET	1	NE-3240, NE-2140
151	ANE6082P10GN	POWER RELAY BRACKET	1	NE-3240, NE-2140

NOTE: Please order name label together.

20 DOOR ASSEMBLE

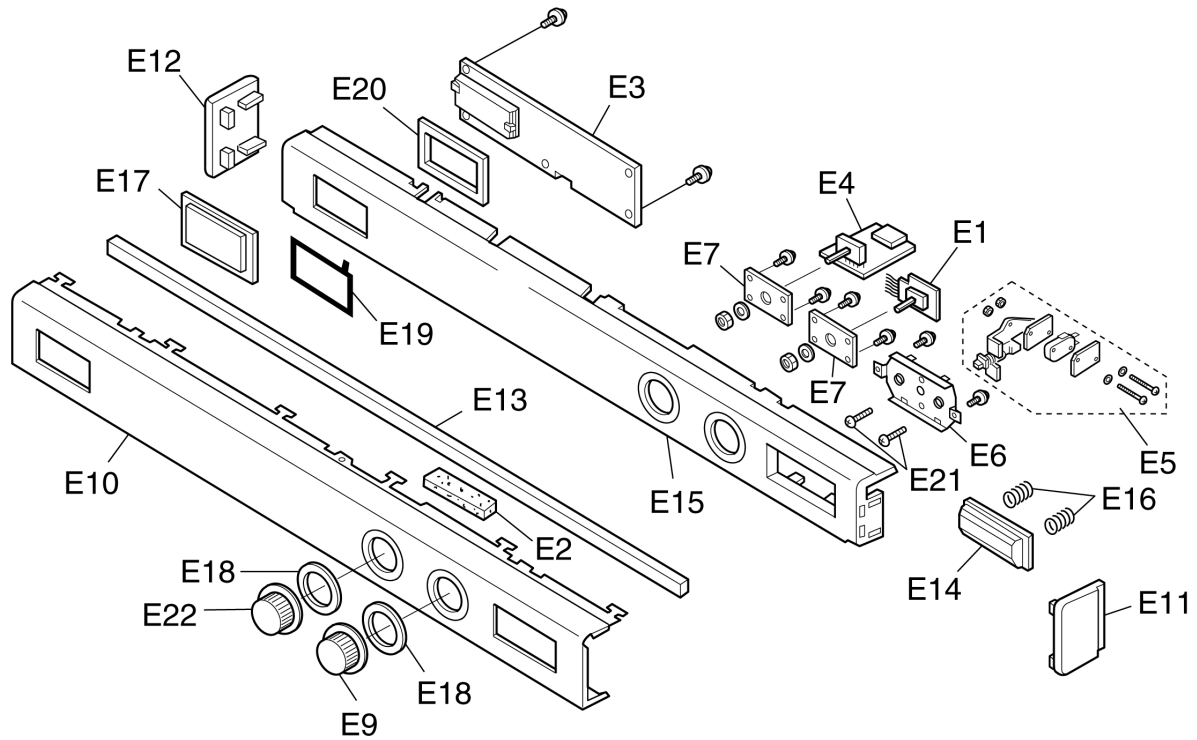


(S-3A4 BPQ)

Ref. No.	Part No.	Part Name & Description	Pcs/Set	Remarks
D1	A30033030GP	DOOR FRAME	1	
D2	A30043030GP	DOOR ARM	2	
D2	A30043030GP	DOOR ARM	2	
D3	A301A3030GP	DOOR A	1	
D4	A302K3030GP	DOOR E(U)	1	
D5	ANE3009P00RN	DOOR SPRING	2	
D5	ANE3009P00RN	DOOR SPRING	2	
D6	ANE3036P00RN	DOOR ARM PIN	2	
D6	ANE3036P00RN	DOOR ARM PIN	2	
D7	A30703030GP	HANDLE PIECE A	1	
D8	A31343030GP	HANDLE PIECE B	1	
D9	A31463030GP	DOOR SCREEN B	1	
D10	A31473030GP	HANDLE SHEET C	1	
D11	XTC4+10BC	SCREW	3	4X10
D11	XTC4+10BC	SCREW	3	4X10
D11	XTC4+10BC	SCREW	3	4X10
D12	XYEANE4+C16T	SCREW	4	4X16
D12	XYEANE4+C16T	SCREW	4	4X16
D13	A30853030GP	DOOR C	1	

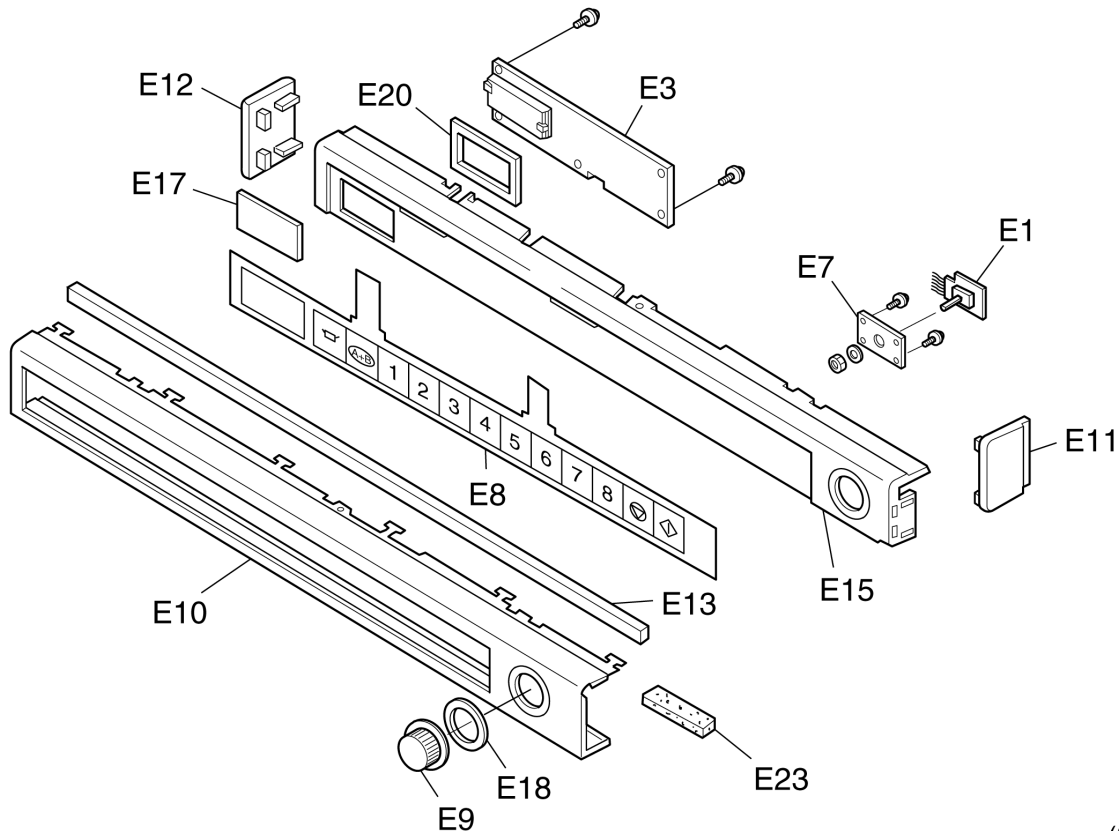
21 ESCUTCHEON BASE ASSEMBLE

NE-3240,NE-2140



(S-3A4 BPQ)

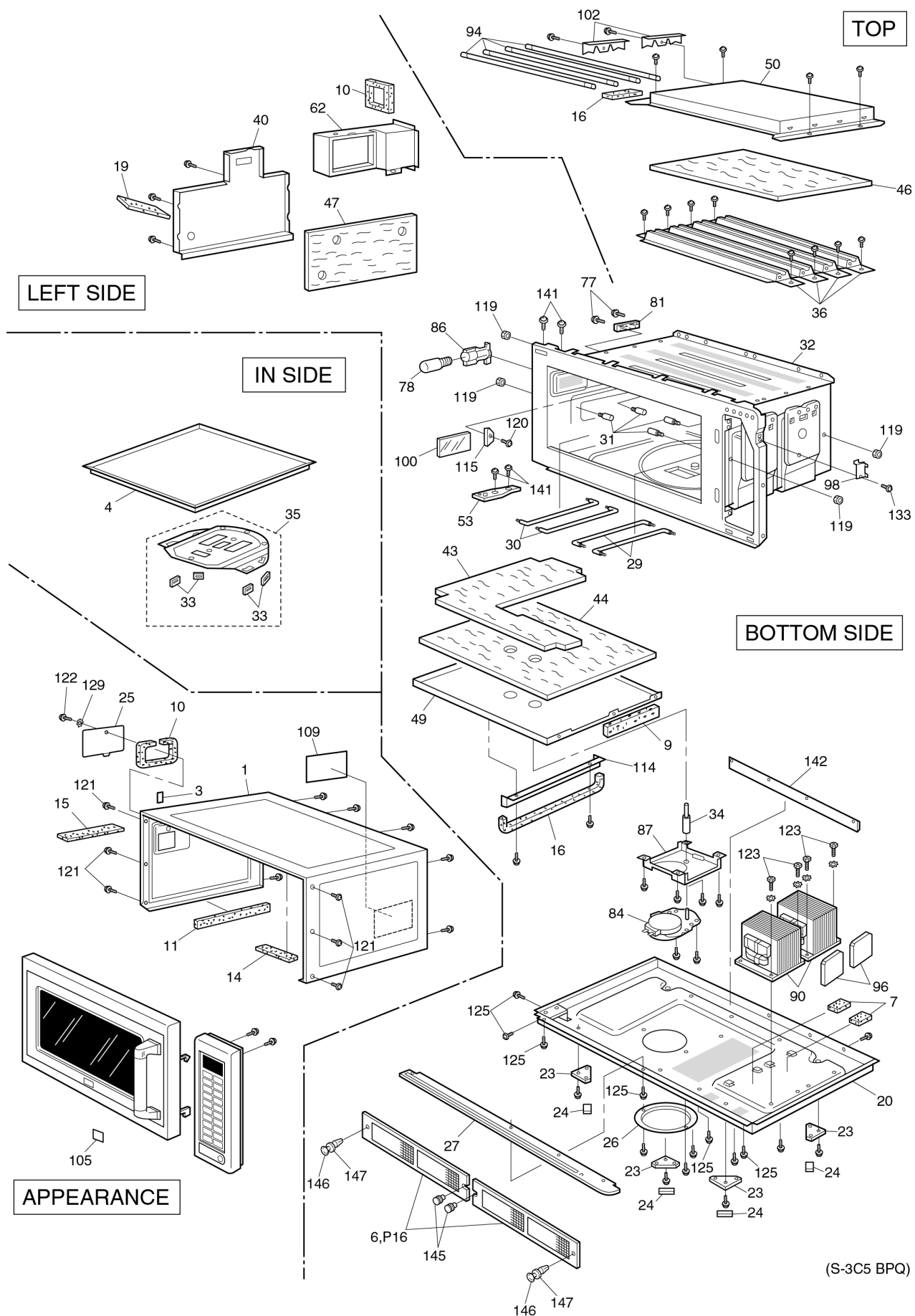
NE-3280,NE-2180



(S-3A4 BPQ)

Ref. No.	Part No.	Part Name & Description	Pcs/Set	Remarks
E1	A03613560GP	TIMER	1	
E1	A03613560GP	TIMER	1	
E2	ANE1062-8U0	CUSHION RUBBER B	1	NE-3240,NE-2140
E3	A603L3560GP	D.P.CIRCUIT (U)	1	△ NE-3240 RTL(W/COMPONENT)
E3	A603L3590GP	D.P.CIRCUIT (U)	1	△ NE-3280,NE-2180 RTL(W/COMPONENT)
E3	A603L3A70EU	D.P.CIRCUIT (U)	1	△ NE-2140 RTL(W/COMPONENT)
E4	A608C2560GP	POWER SELECT SWITCH	1	NE-3240,NE-2140
E5	ANE610EP00RN	START SWITCH	1	NE-3240,NE-2140
E6	A61623030GP	START SWITCH BRACKET	1	NE-3240,NE-2140
E7	A63433030GP	TIMER BRACKET	2	NE-3240,NE-2140
E7	A63433030GP	TIMER BRACKET	1	NE-3280,NE-2180
E7	A63433030GP	TIMER BRACKET	2	NE-3240,NE-2140
E8	A64793590GP	MEMBRANE SWITCH	1	△ NE-3280,NE-2180
E9	A800D3060GP	TIMER KNOB	1	
E9	A800D3060GP	TIMER KNOB	1	
E10	A80013030GP	ESCUTCHEON A	1	NE-3240,NE-2140
E10	A80013060GP	ESCUTCHEON A	1	NE-3280,NE-2180
E11	A80023030GP	ESCUTCHEON B	1	
E11	A80023030GP	ESCUTCHEON B	1	
E12	A80063030GP	ESCUTCHEON D	1	
E12	A80063030GP	ESCUTCHEON D	1	
E13	A80163030GP	ESCUTCHEON SPACER	1	
E13	A80163030GP	ESCUTCHEON SPACER	1	
E14	ANE8024P00RN	COOK BUTTON	1	NE-3240,NE-2140
E15	A80343030GP	ESCUTCHEON BASE	1	NE-3240,NE-2140
E15	A80343060GP	ESCUTCHEON BASE	1	NE-3280,NE-2180
E16	ANE8037P00RN	COOK BUTTON SPRING	2	NE-3240,NE-2140
E17	A81263030GP	SMOKE PANEL	1	NE-3240,NE-2140
E17	A81263060GP	SMOKE PANEL	1	NE-3280,NE-2180
E18	A82873030GP	SPACER A	2	NE-3240,NE-2140
E18	A82873030GP	SPACER A	1	NE-3280,NE-2180
E18	A82873030GP	SPACER A	2	NE-3240,NE-2140
E19	A83373560GP	ESCUTCHEON SHEET	1	NE-3240,NE-2140
E20	A83423030GP	CUSHION RUBBER B	1	NE-3240,NE-2140
E20	A83423060GP	CUSHION RUBBER B	1	NE-3280,NE-2180
E21	XYN4+C8S	SCREW	2	NE-3240,NE-2140 (4X8)
E22	A800D3030GP	TIMER KNOB	1	NE-3240,NE-2140
E23	ANE0911000AB	CUSHION RUBBER B	1	NE-3280,NE-2180

11 EXPLODED VIEW AND PARTS LIST



12 PARTS LIST

NOTE:

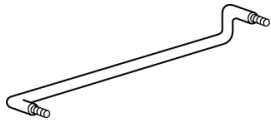
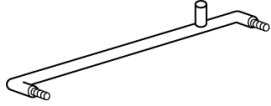
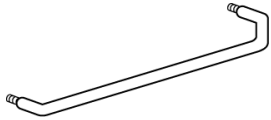
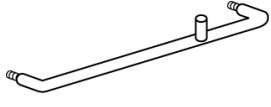
When ordering replacement(s), please use part number(s) shown in this parts list.

Do not use description the part.

Important safety notice:

Components identified by △ mark have special characteristics important for safety.

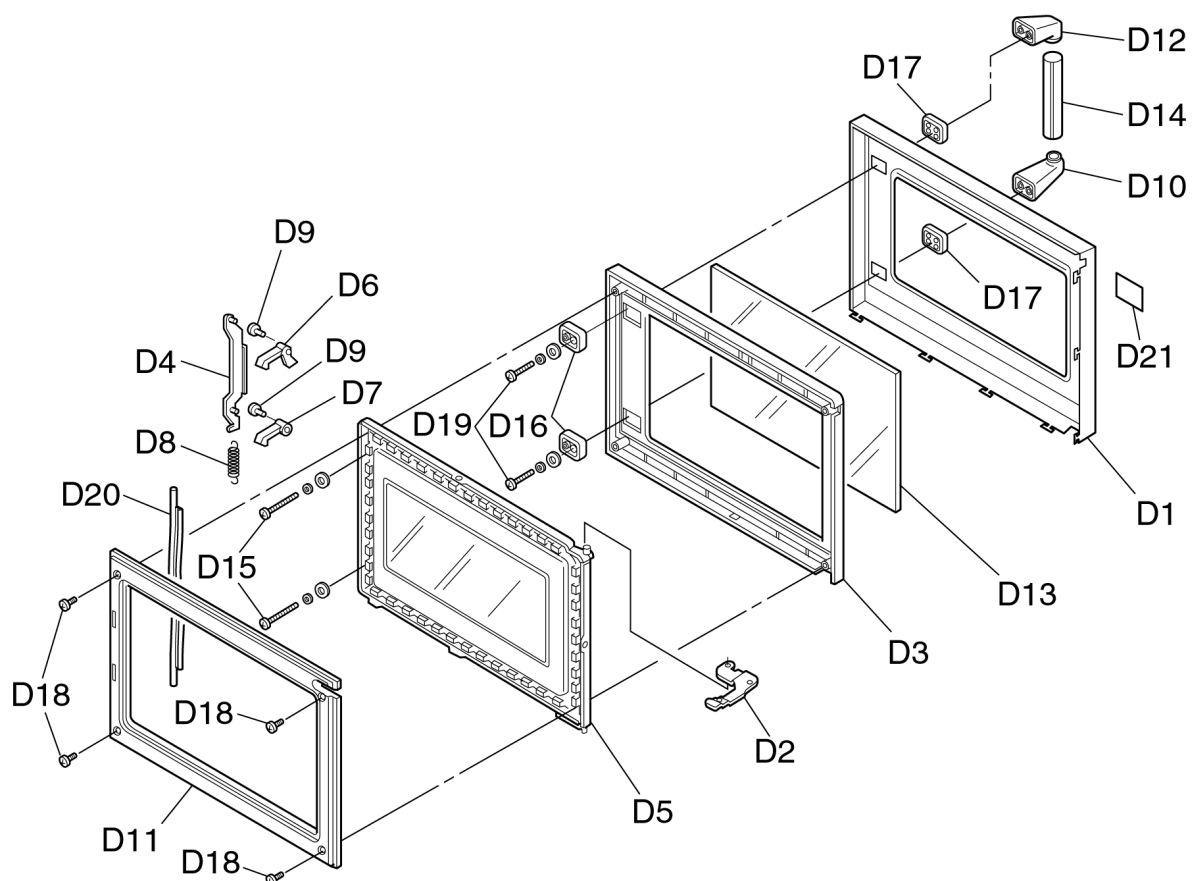
When replacing any of these components, use only manufacturer's specified parts.

Ref. No.	Part No.	Part Name & Description	Pcs/set	Remarks
1	A100D3840AP	CABINET BODY	1	
2	A00064080BP	CAUTION LABEL	1	NE-C1275BPQ
3	ANE0072L20AP	OVEN LAMP CAUTION LABEL	1	
3	ANE0072Z70GP	OVEN LAMP CAUTION LABEL	1	
4	A010T3C50BP	SHELF	1	
5	ANE02396000BP	CORD LABEL	1	
6	A400B3840AP	FILTOR	2	
7	ANE0911000CC	CUSHION RUBBER B	2	
8	ANE0911000DF	CUSHION RUBBER B	2	
9	ANE0928000AS	CUSHION RUBBER B	1	
10	ANE000Z000AA	CUSHION RUBBER C	7	
11	ANE000Z000AD	CUSHION RUBBER C	1	
12	ANE0922000EF	CUSHION RUBBER C	1	
13	ANE0922000EH	CUSHION RUBBER C	1	
14	ANE0922000FJ	CUSHION RUBBER C	1	
15	ANE0922000JQ	CUSHION RUBBER C	1	
16	ANE000Z000AB	CUSHION RUBBER C	8	
17	ANE0924000AJ	CUSHION RUBBER C	1	
18	ANE0926000CE	CUSHION RUBBER	2	
19	ANE0927000BK	CUSHION RUBBER	1	
20	A100A-3B40	BASE	1	
21	A100L3230BP	BACK PANEL COVER	1	
22	A100Q3230BP	BACK PANEL	1	
23	A1007-3280	RUBBER FOOT A	4	
24	A1008-3280	RUBBER FOOT	4	
25	A10263030GP	OVEN LAMP COVER (U)	1	
26	ANE10288U0AP	ANTENNA MOTOR COVER	1	
27	A10473230BP	LOWER SASH	1	
28	A1183-3810	BACK PANEL	1	
29	A18073C50BP	RAIL(RIGHT) NEW	2	
29	A33013C50BPS	RAIL(RIGHT) OLD	2	
30	A18083C50BP	RAIL(LEFT) NEW	2	
30	A33023C50BPS	RAIL(LEFT) OLD	2	
31	A18593C50BP	SHELF SUPPORT	4	
32	A200A3C50BP	OVEN CAVITY	1	
33	A20194210AQ	ANTENNA STOPPER	4	
34	A202J3230BP	ANTENNA SHAFT	1	
35	A202K3230BP	ANTENNA (U)	1	
36	A202L3881BP	REFLECTION PLATE	4	
37	A203M3230BP	CIRCULATION FAN CASE	1	
38	A20853230BP	DOOR HOOK MOUNTING A	1	
39	A22363230BP	RIGHT HEATER PANEL	1	
40	A22373230BP	LEFT HEATER PANEL	1	
41	A22392020AP	CIRCULATION FAN	1	
42	A22413230BP	BACK HEATER PANEL	1	
43	A22423230BP	ADIABATIC MATERIAL A	1	
44	A22433230BP	ADIABATIC MATERIALB	1	

Ref. No.	Part No.	Part Name & Description	Pcs/set	Remarks
45	A22583230BP	ADIABATIC MATERIAL C	1	
46	A22593230BP	ADIABATIC MATERIAL D	1	
47	A22603230BP	ADIABATIC MATERIAL E	1	
48	A22613230BP	ADIABATIC MATERIAL F	1	
49	A22773230BP	LOWER HEATER PANEL	1	
50	A22783230BP	UPPER HEATER PANEL	1	
51	A23793230BP	ADIABATIC MATERIAL G	1	
52	A23853230BP	ADIABATIC MATERIAL H	2	
53	A301L3230BP	HINGE	1	
54	A30203230GP	DOOR HOOK	1	
55	A3136-3470	HOOK SPACER A	1	
56	A3137-3850	HOOK SPACER B	1	
57	A3138-3470	HOOK SPACERC	1	
58	ANE32398U0AP	LEVER SPRING A	1	
59	ANE32628U0AP	LEVER SPRING B	3	
60	A400A3230BP	FAN MOTOR	1	△ (85W)
61	A400E3230BP	AIR GUIDE A	1	
62	A400K3230BP	EXHAUST GUIDE	1	
63	A400T3230BP	AIR GUIDE D	1	
64	A402A3230BP	AIR GUIDE E	1	
65	A40213230BP	FAN CASE COVER	1	
66	A40313230BP	AIR GUIDE C	1	
67	A41573230BP	FAN BRACKET A	1	
68	A41592020AP	FAN	1	
69	A41613230BP	FAN SPACER A	1	
70	A41622020AP	FAN SPACER B	1	
71	A41632020AP	FAN SPACER C	1	
72	A41793230BP	HEATER FAN MOTOR	1	34W
73	A41806000BP	HEATER FAN MOTOR BRACKET	1	
74	A42123230BP	AIR GUIDE I	1	
75	A42563230BP	AIR GUIDE J	1	
76	A441Y3230BP	EXHAUST COVER	2	
77	XTWANE3+10EX	SCREW	4	3×10 THERMISTOR
78	ANE6030Q50GN	INCANDESCENT LAMP	1	
79	A60373230BP	CAPACITOR BRACKET	2	
80	A605S3030GP	PC BOARD H (U)	1	
81	A605Y3880BP	OVEN TEMP SENSOR	1	
82	A610A3230BP	SAFETY SWITCH A	1	△ (V-16G-3E6)
83	A61413230BP	LATCH SWITCH A	1	△ (V-15G-3C26)
84	ANE61448V0AP	ANTENNA MOTOR	1	△ (3W)
85	A61455850GP	THERMAL CUTOUT	2	△ FOR MAGNETRON
86	A61523230BP	SOCKET	1	△
87	A61983230BP	MOTOR BRACKET	1	
88	A620X3230BP	CHANGE-OVER SWITCH	1	△ (V-15G-1E5-M)
89	A6202-3X2	DIODE.SI, 0.35A	2	
90	J621B3C50BP	H.V.TRANSFORMER	2	△ 1.4kVA NE-C1275BPQ
90	J621B3C60EU	H.V.TRANSFORMER	2	△ 1.4kVA NE-C1475EUG
91	A62193230BP	INSULATION COVER	1	
92	ANE6230P10GN	FUSE	1	△ 16A
93	A62383230GP	SPACER	3	
94	A630G3C50BP	HEATER A (U)	4	△ NE-C1275BPQ
94	A630G3C60EU	HEATER A (U)	4	△ NE-C1475EUG
96	A63023230BP	INSULATION COVER B	2	for HVT
97	A631U3C50BP	HEATER E	2	
98	A6408-2050	WASHER	1	
99	A64173230BP	HEATER SUPPORT A	2	
100	A6437-1600	GLASS PLATE	1	
101	A64643230BP	HEATER SUPPORT B	2	
102	A65533230BP	HEATER BRACKET	2	
103	A6145-1E30	THERMAL CUTOUT B	1	△ CIRCULATION FAN CASE
104	A65953170GP	FUSE B	1	△ 1.25A
105	A05423230BP	CAUTION LABEL	1	
106	A692Y3C60EU	NOISE FILTER	1	△
107	A901A3230BP	AC CORD W/PLDG	1	△ NE-C1275 BPQ
107	A901A3230GP	AC CORD W/PLDG		△ NE-C1475 EUG
108	XWNAME65GV	SPACER	1	NE-C1457 EUG
109	A31454740AP	DOOR SCREEN A		CABINET
110	ANE9080-730	CLIP	1	(YELLOW)
111	ANE9107A20GN	CORD HOLDER	1	
112	A97213230BP	BRACKET A	1	
113	A97223230BP	BRACKET B	1	
114	A97233230BP	BRACKET C	1	
115	A98243230BP	GLASS PLATE BRACKET	1	
116	AESMTG35C60	TRIAC	1	600V 30A

Ref. No.	Part No.	Part Name & Description	Pcs/set	Remarks
117	MS212854KW91	H.V.CAPACITOR	2	△ NE-C1275 BPQ 0.85MF
117	MS212105KW91	H.V.CAPACITOR	2	△ NE-C1475 EUG 1.0MF
118	XNG4EVSL	NUT, COUNTER CLOCKWISE	1	HEATER FAN MOTOR M4 SUS
119	XNW5EFN	NUT	5	SHELF SUPPORT SPACER
120	XST4+6VS	SCREW	1	(4×6) LAMP GLASS PLATE
121	XTC4+10BC	SCREW	6	(4×10) CABINET BODY
122	XTC4+10FC	SCREW	1	(4×10) OVEN LAMP COVER
123	XTEA5+E10FJ	SCREW	4	(5×10) H.V. TRANSFORMER
124	XTTANE4+B10S	SCREW	4	(4×10) CIRCULATION FAN CASE
125	XTT4+12BVKJ	SCREW (BLACK)	6	(4×12) BASE
126	XTWANE4+10RUJ	SCREW	8	(4×10) MAGNETRON
127	XUEANE32KP	RING	1	HEATER FAN MOTOR
128	XWA4BV	WASHER	1	HEATER FAN MOTOR
129	XWC4BPN	WASHER	1	OVEN LAMP COVER
130	XWG4BV	WASHER	1	HEATER FAN MOTOR
131	XTEANE3+6BJ	SCREW	4	3×6 THERMAL CUTOUT
132	A2387-3810	ADIABATIC MATERIAL J	1	
133	XYCA4+EE8J	SCREW	6	(4×8) CAPACITOR BRACKET FAN MOTOR DIODE WASHER
134	XYC4+F16XN	SCREW	4	(4×16) HEATER SUPPORT
135	XYD4+EE12FJ	SCREW	2	(4×12) EARTH
136	XYE6+F20FJ	SCREW	1	(6×20) EARTH
137	XYN4+J10FN	SCREW	2	(4×10) TRIAC
138	2M167B-M14J1	MAGNETRON	2	△
139	A41636000BP	FAN SPACER C	1	
140	A66623170GP	EARTH SPACER	1	NE-C1475 EUG
141	XSWA5+10UJ	SCREW	4	(5×10) HINGE
142	A20343840AP	OVEN BRACKET	1	
143	A62443230BP	HEAT SINK	1	
144	ANE092E000BK	CUSHION RUBBER	1	
145	ANE90828U0AP	CLIP	2	
146	A40923030GP	FILTOR HANDLE	2	
147	ANE42408U0AP	FILTOR HANDLE B	2	

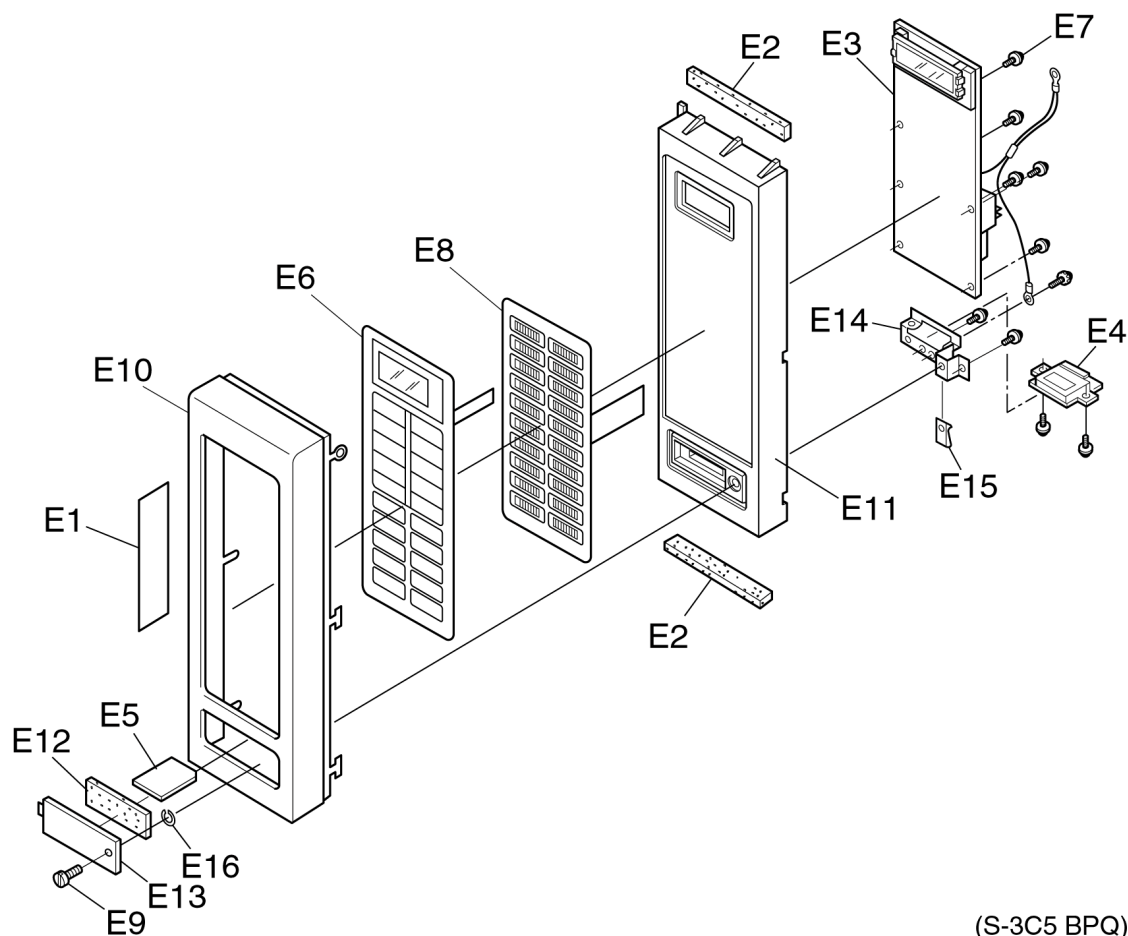
13 DOOR ASSEMBLY



(S-3C5 BPQ)

Ref. No.	Part No.	Part Name & Description	Pcs/Set	Remarks
D1	A300A3230BP	DOOR B	1	
D2	A300B3230BP	UPPER HINGE	1	
D3	A30013C50BP	DOOR A (U)	1	
D4	A301H-3850	DOOR KEY LEVER B	1	
D5	A302K3230BP	DOOR E (U)	1	W/DOOR SCREEN A
D6	A30183230BP	DOOR KEY A	1	
D7	A30193230BP	DOOR KEY B	1	
D8	ANE30218U0AP	DOOR KEY SPRING	1	
D9	ANE30562Q0AP	HANDLE PIN	2	
D10	ANE3070P60AP	HANDLE PEICE A	1	
D11	A30853C50BP	DOOR C	1	
D12	ANE3134P60AP	HANDLE PIECE B	1	
D13	A31463230BP	DOOR SCREEN B (U)	1	
D14	A31473230BP	HANDLE PIECE C	1	
D15	XYN4+J30FN	SCREW	2	4×30
D16	A32133230BP	DOOR HANDLE SPACER	2	
D17	A32163230BP	HANDLE SPACER	2	
D18	XTBANE4+12FKJ	SCREW	4	4×12 BLACK
D19	XYN4+F25FN	SCREW	2	4×25
D20	A33343C50BP	DOOR GASKET RUBBER	1	
D21	A31863C50BP	DOOR PANEL	1	NE-C1275 BPQ
D21	A31863C60EU	DOOR PANEL	1	NE-C1475 EUG

14 ESCUTCHEON BASE ASSEMBLY



(S-3C5 BPQ)

Ref. No.	Part No.	Part Name & Description	Pcs/Set	Remarks
E1	A01573C50BP	NAME LABEL	1	NE-C1275BPQ
E1	A01573C60EU	NAME LABEL	1	NE-C1475EUG
E2	ANE0962000AH	CUSHION RUBBER D	2	
E3	A603L3C50BP	D.P.CIRCUIT (U)	1	⚠ NE-1275 BPQ RTL(W/COMPONENT)
E3	A603L3C50EU	D.P.CIRCUIT (U)	1	⚠ NE-1475 EUG RTL(W/COMPONENT)
E4	A605Q3C50BP	PC BOARD F (U)	1	SD CARD SLOT
E5	RP-SD016BCS0	SD MEMORY CARD	1	W/MEMORY WROTE
E6	A83373C50BP	ESCUTCHEON SHEET	1	
E7	XTW3+10BJ	SCREW	8	3×8
E8	A64793C50BP	MEMBRANE SWITCH	1	⚠
E9	A4898-3B40	SCREW	1	SD SLOT COVER
E10	A800N-3B40	ESCUTCHEON A	1	NOTE 1
E11	A80343C50BP	ESCUTCHEON BASE	1	
E12	ANE0962000DE	CUSHION RUBBER D	1	
E13	A80023C50BP	ESCUTCHEON B	1	SD SLOT COVER
E14	A8032-3B40	SD BRACKET	1	
E15	A8265-3B40	PUSH LOCK	1	
E16	A6408-3280	WASHER	1	

NOTE 1: Please order name label together.