

Combi oven

Project _____
 Item _____
 Quantity _____
 FCSI section _____
 Approval _____
 Date _____

Convotherm maxx pro
 easyDial

- 6.10
- 6+1 Shelves GN 1/1
- Electric
- Injection/Spritzer
- Right-hinged door



Key features

- Natural Smart Climate™ (ACS+) cooking methods: Steam, Combi-steam, Convection
- Natural Smart Climate™ (ACS+) with extra functions:
 - Crisp&Tasty – 5 moisture-removal settings
 - BakePro – 5 levels of traditional baking
 - HumidityPro – 5 humidity settings
 - Controllable fan – 5 speed settings
- easyDial: all functions are set in one operating level
- Cleaning Management - ConvoClean: Fully automatic cleaning system, with optional single-dose dispensing
- HygieniCare
- USB port integrated in the control panel
- TriColor indicator ring – indicates the current operating status
- Steam generated by injecting water into the oven cavity
- LED lighting in the oven cavity
- Appliance door with triple glazing, right-hinged

Standard features

- Cooking methods:
 - Steam (30-130°C) with guaranteed steam saturation
 - Combi-steam (30-250 °C) with automatic moisture control
 - Convection (30-250 °C) with optimized heat transfer
- Operation of easyDial user interface:
 - Central control unit, Convotherm-Dial (C-Dial)
 - Digital display
- Climate Management
 - Natural Smart Climate™ (ACS+), HumidityPro, Crisp&Tasty
- Quality Management
 - Airflow Management, BakePro, Multi-point core temperature probe
- Production Management
 - 99 cooking profiles each containing up to 9 steps
 - HACCP data storage
 - USB port
 - Regenerating function – regenerates products to their peak level
 - Preheat and cool down function

Standard features

- Cleaning Management - ConvoClean: Fully automatic cleaning system, with optional single-dose dispensing
- HygieniCare:
 - Hygienic Handles
- Design:
 - Unit door with triple glazing, safety latch, sure-shut function, venting position, right-hinged and LEDs for oven cavity lighting
 - Steam generated by injecting water into the oven cavity
 - Adjustable appliance feet, from 100 mm to 125 mm
 - Multi-point core temperature probe
 - Integrated recoil hand shower

IPX5 CE

Convotherm maxx pro easyDial

- 6.10
- 6+1 Shelves GN 1/1
- Electric
- Injection/Spritzer
- Right-hinged door



Key features

- Natural Smart Climate™ (ACS+) cooking methods: Steam, Combi-steam, Convection
- Natural Smart Climate™ (ACS+) with extra functions:
 - Crisp&Tasty – 5 moisture-removal settings
 - BakePro – 5 levels of traditional baking
 - HumidityPro – 5 humidity settings
 - Controllable fan – 5 speed settings
- easyDial: all functions are set in one operating level
- Cleaning Management - ConvoClean: Fully automatic cleaning system, with optional single-dose dispensing
- HygieniCare
- USB port integrated in the control panel
- TriColor indicator ring – indicates the current operating status
- Steam generated by injecting water into the oven cavity
- LED lighting in the oven cavity
- Appliance door with triple glazing, right-hinged

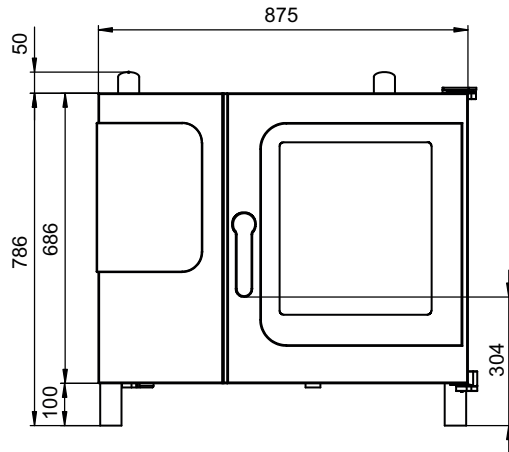
Options

- Cleaning Management: Semi-automatic cleaning system
- Disappearing door – more space and greater safety at work (see separate datasheet)
- Marine version (see separate datasheet)
- Prison version
- Ethernet interface (LAN)
- Available in various voltages
- Sous-vide probe, external connection
- Core temperature probe, external connection

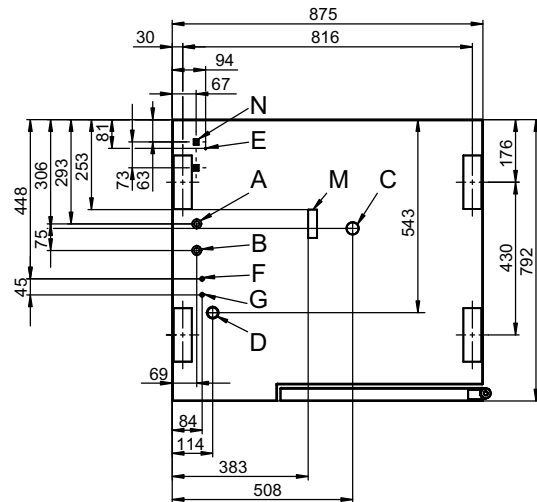
Accessories

- ConvoLink – HACCP and cooking profile management PC software
- ConvoVent 4 condensation hood with grease filter
- ConvoVent 4+ condensation hood with grease and odour filter
- Signal tower – external operating-state indicator
- Banquet system (optionally as a package or individually): Plate rack, mobile shelf rack, transport trolley, thermal cover
- Stands in various sizes and designs
- Racks, choice of GN or BM versions (BM = standard baking sheet size)
- Stacking kits
- Care products for the ConvoClean fully automatic cleaning system (multiple and single-dose dispensing)

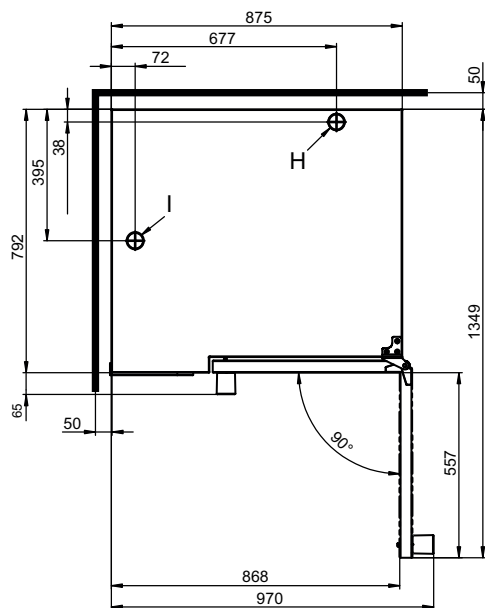
Front view



Connection points



View from above with wall clearances



- A Water connection (for water injection)
- B Water connection (for cleaning, recoil hand shower)
- C Drain connection DN 50
- D Electrical connection
- E Equipotential bonding
- F Rinse-aid connection
- G Cleaning-agent connection
- H Air vent Ø 50 mm
- I Dry air intake Ø 50 mm
- M Safety overflow 80 x 25 mm
- N RJ45 Ethernet port (optional)

Dimensions and weights

Dimensions including packaging	
Width x Height x Depth	1100 x 1025 x 940 mm
Weight	
Empty weight without options* / accessories	108 kg
Weight of packaging	25 kg
Safety clearances**	
Rear	50 mm
Right	50 mm
Left (see installation instructions)	50 mm
Top***	500 mm

* Weight of options 15 kg max.

** Required for functionality of appliance.

*** Depends on type of air ventilation system and nature of ceiling.

Installation instructions

Clearance from heat sources	min. 500 mm
Recommended clearance for service, left side of unit	min. 500 mm

The combi oven must be set up with 3 sides free to provide access for cleaning. As an alternative, use a 150 mm high foot; on request.

Loading capacity

Max. number of food containers	
GN 1/1*	6+1
600 x 400** baking tray	5
Plates max. Ø 32 cm, Ring spacing 65 mm**	20
Plates max. Ø 32 cm, Ring spacing 78 mm**	15
Maximum loading weight	
GN 1/1 / 600 x 400	
Per combi oven	30 kg
Per shelf level	15 kg

* Matching rack included as standard.

** Matching rack available as an accessory.

Electrical supply

3N~ 400V 50/60Hz*	
Rated power consumption	11.0 kW
Rated power consumption with Smoker	11.3 kW
Rated current	15.9 A
Rated current with Smoker	17.1 kW
Fuse rating	16A
Fuse rating with Smoker	20 A
RCD (GFCI), single-phase frequency converter	Type A/B
Recommended conductor cross-section	5G4
3N~ 380V 60Hz	
Rated power consumption	10.1 kW
Rated current	15.4 A
Fuse rating	16 A
RCD (GFCI), single-phase frequency converter	Type A/B
Recommended conductor cross-section	5G4
3~ 230V 50/60Hz*	
Rated power consumption	10.9 kW
Rated current	27.4 A
Fuse rating	35 A
RCD (GFCI), single-phase frequency converter	Type A/B
Recommended conductor cross-section	4G6
3~ 200V 50/60Hz*	
Rated power consumption	10.9 kW
Rated current	31.5 A
Fuse rating	35 A
RCD (GFCI), single-phase frequency converter	Type A/B
Recommended conductor cross-section	4G6
3~ 400V 50/60Hz*	
Rated power consumption	11.0 kW
Rated power consumption with Smoker	11.3 kW
Rated current	15.9 A
Rated current with Smoker	16.6
Fuse rating	16 A
Fuse rating with Smoker	20 A
RCD (GFCI), three-phase frequency converter	Type B
Recommended conductor cross-section	5G4

* Connection to energy optimization system included as standard.

Water connection

Water supply	
Water supply	2 x G 3/4" fixed connection, optionally including connecting pipe (min. DN13 / 1/2")
Flow pressure	150 - 600 kPa (1.5 - 6 bar)
Appliance drain	
Drain version	Funnel drain with P-trap (recommended) or fixed connection
Type	DN 50 (min. internal Ø: 46 mm)
Slope for drain pipe	min. 3.5% (2°)

Water quality

Water-supply connection A* for water injection	
General requirements	Drinking water, typically soft water (install water treatment system if necessary)
General hardness	4 - 7 °dh / 70 - 125 ppm / 7 - 13 °TH / 5 - 9 °e
Water-supply connection B* for cleaning, recoil hand shower	
General requirements	Drinking water, typically hard water
General hardness	4 - 20 °dh / 70 - 360 ppm / 7 - 35 °TH / 5 - 25 °e
Water-supply connections A, B*	
pH value	6.5 - 8.5
Cl ⁻ (chloride)	max. 60 mg/l
Cl ₂ (free chlorine)	max. 0.2 mg/l
SO ₄ ²⁻ (sulphate)	max. 150 mg/l
Fe (iron)	max. 0.1 mg/l
SiO ₂ (silicate)	max. 13 mg/l
NH ₂ Cl (monochloramine)	max. 0.2 mg/l
Temperature	max. 40 °C
Electrical conductivity	min. 20 µS/cm

* See diagram of connection points, page 2.

Water consumption

Water-supply connection A*	
Ø Consumption for cooking	2.3 l/h
Max. consumption	0.6 l/min
Water-supply connections A, B	
Ø Consumption for cooking**	3.5 l/h
Max. water flow rate	15 l/min

* Values for selecting the capacity of the water treatment system.

** Including water used for cooling the wastewater.

PLEASE NOTE: See diagram of connection points, page 2.

Emissions

Dissipated heat*	
Latent heat	2100 kJ/h / 0.58 kW
Sensible heat	2900 kJ/h / 0.81 kW
Waste water temperature	max. 80 °C
Noise during operation	max. 70 dBA

* The dissipated heat values were measured as per DIN 18873-1 "Methods for measuring the energy use of equipment for commercial kitchens — Part 1". The type and frequency of appliance usage are decisive for the specification of an air conditioning and ventilation system. These values can be higher than the values indicated for dissipated heat. Guide values can be found in the technical literature, e.g. in VDI 2052. Please consult your specialized design engineer for planning an air conditioning and ventilation system.

ACCESSORIES

(Please refer to the Accessories brochure for detailed information)

Stacking kit

Permitted combinations	6.10 on 6.10 6.10 on 10.10
For a combination of two electric appliances	
Select "Stacking kit for Convotherm 4 electric appliances"	
For a combination of one electric appliance and one gas appliance in the stacking kit	
Select "Stacking kit for Convotherm 4 electric appliances" if:	
Bottom combi oven	EB/ES
Top combi oven	GB/GS
Select "Stacking kit for Convotherm 4 gas appliances" if:	
Bottom combi oven	GB/GS
Top combi oven	EB/ES

ACCESSORIES

Condensation hood ConvoVent 4*

Electrical supply	
Rated voltage	1N~ 200-240V 50/60Hz
Rated power consumption	130-260 W
Rated current	1.0-1.9 A
Fuse rating	2.5 A
Dimensions excluding packaging	
Width x Height x Depth	877 x 240 x 1085 mm
Weight excluding packaging	66 kg
Safety clearance above**	500 mm

* Condensation hoods specially designed for stacking kits are available.

** Depends on type of air ventilation system and nature of ceiling.

Condensation hood ConvoVent 4+*

Electrical supply	
Rated voltage	1N~ 200-240V 50/60Hz
Rated power consumption	130-260 W
Rated current	1.0-1.9 A
Fuse rating	2.5 A
Dimensions excluding packaging	
Width x Height x Depth	877 x 373 x 1085 mm
Weight excluding packaging	85 kg
Safety clearance above**	500 mm

* Condensation hoods specially designed for stacking kits are available.

** Depends on type of air ventilation system and nature of ceiling.

Please observe the following points:

- This document is to be used solely for planning purposes.
- Please refer to the Installation manual for further technical data and guidance on installation and positioning.

9769338_02_ENG_GBR 07/23, © 2023 Welbilt. Continuous improvements to the product may mean changes to the specification are made without explicit mention.